Sliding wardrobe doors

ТОМСКИЕ МЕБЕЛЬНЫЕ ФАСАДЫ

catalogue 2021

Sliding doors. Collection of milling cutters for PVC film

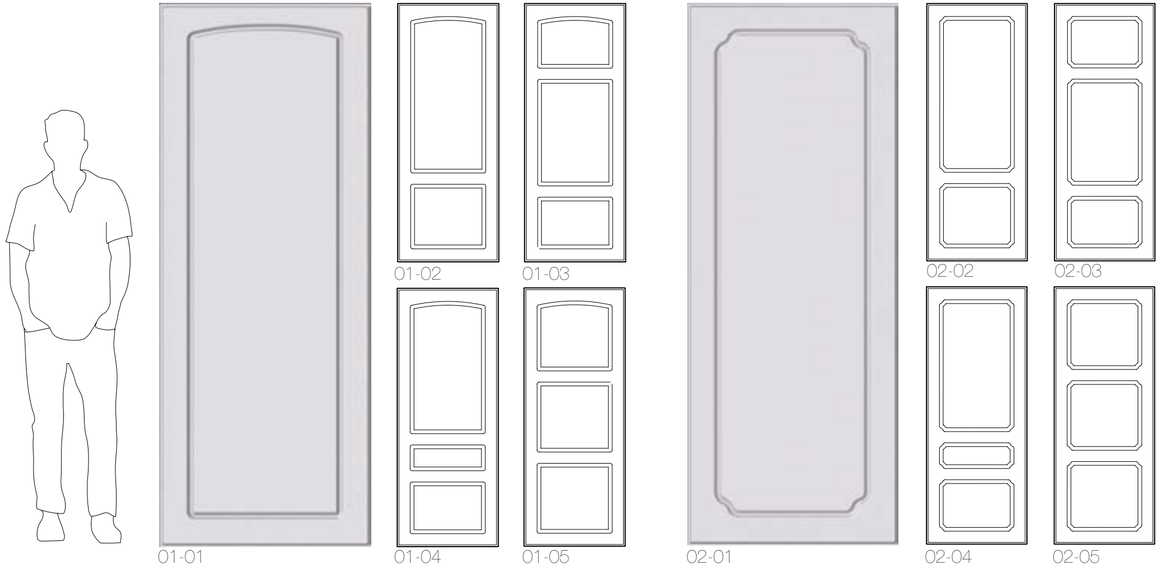

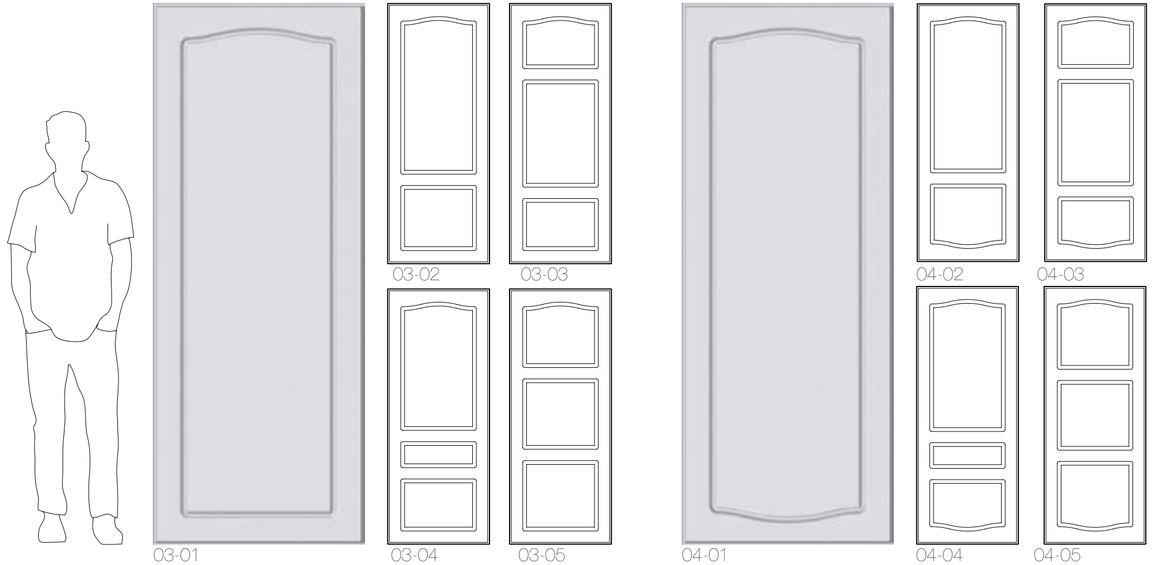
03-01
03-02
03-03
03-04
03-05
04-01
04-02
04-03
04-04
04-05

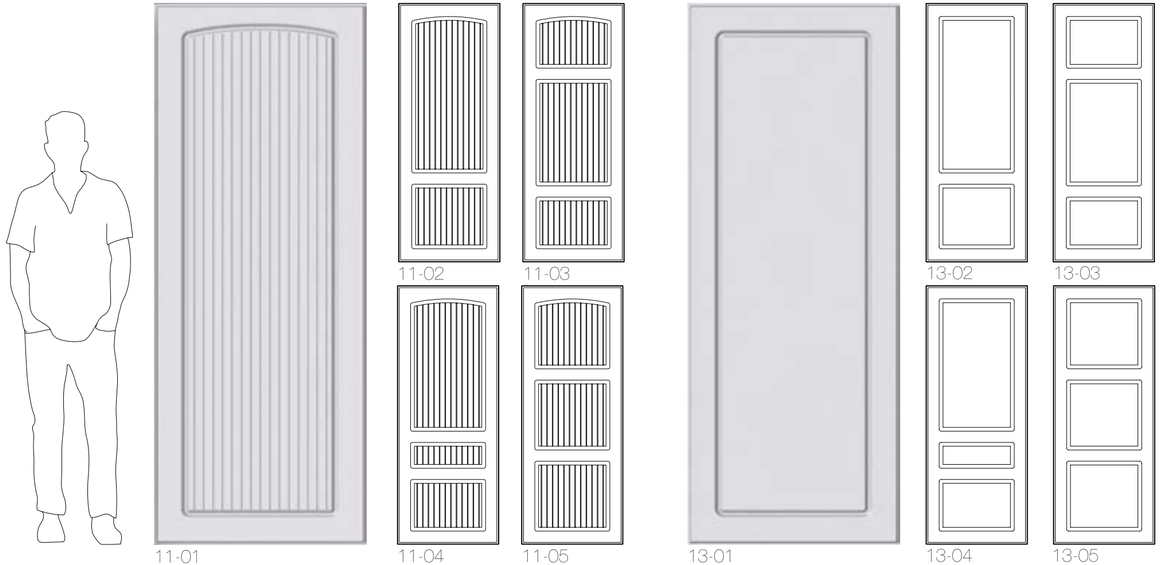
11-01
11-02
11-03
11-04
11-05
13-01
13-02
13-03
13-04
13-05

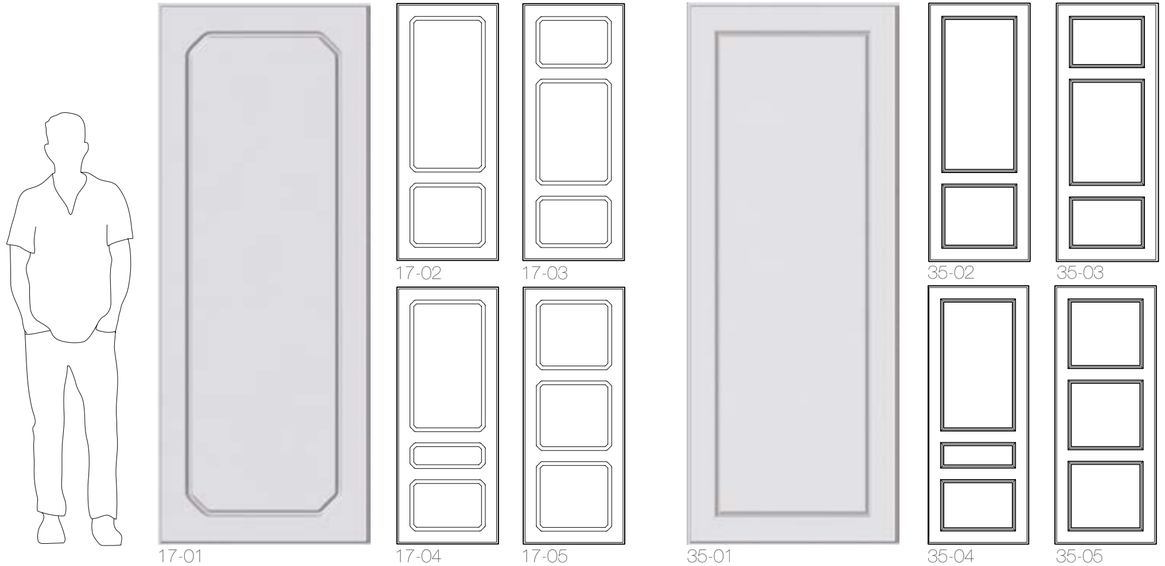
17-01
17-02
17-03
17-04
17-05
35-01
35-02
35-03
35-04
35-05

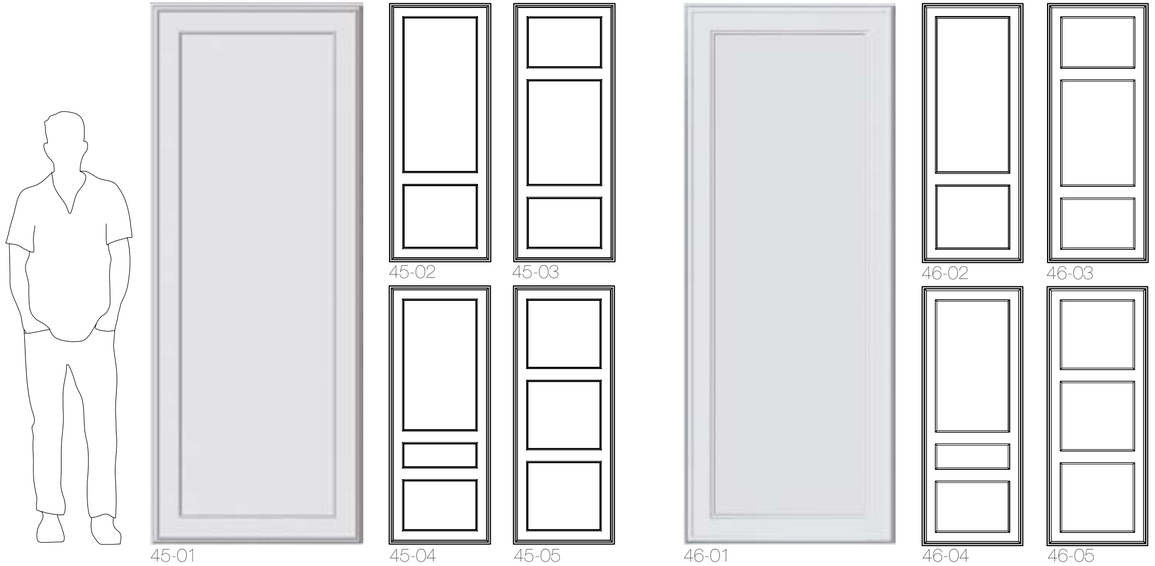
45-01
45-02
45-03
45-04
45-05
46-01
46-02
46-03
46-04
46-05

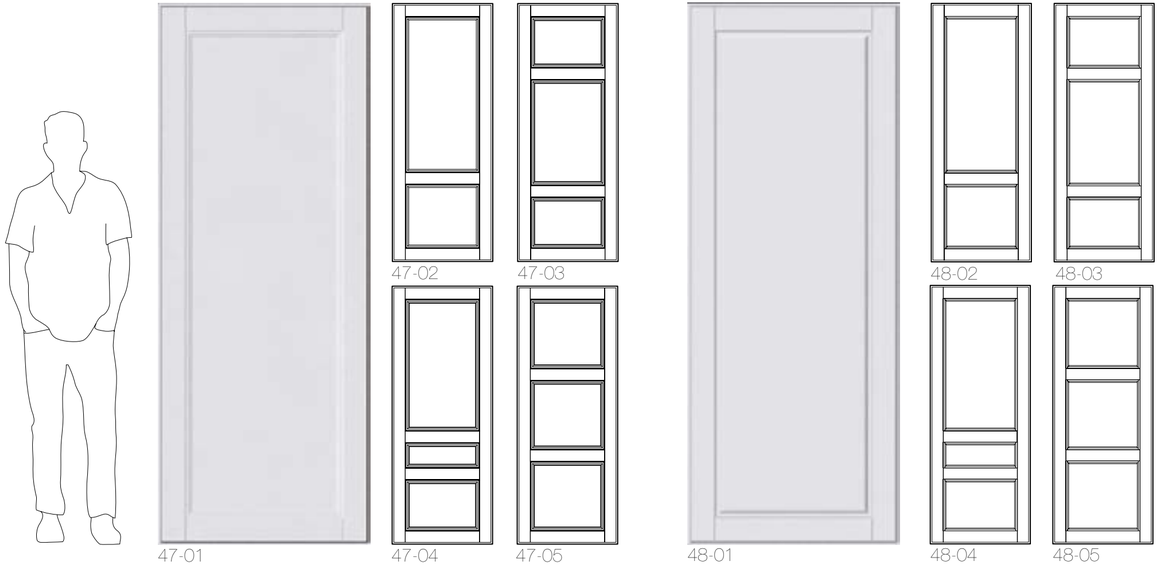
47-01
47-02
47-03
47-04
47-05
48-01
48-02
48-03
48-04
48-05

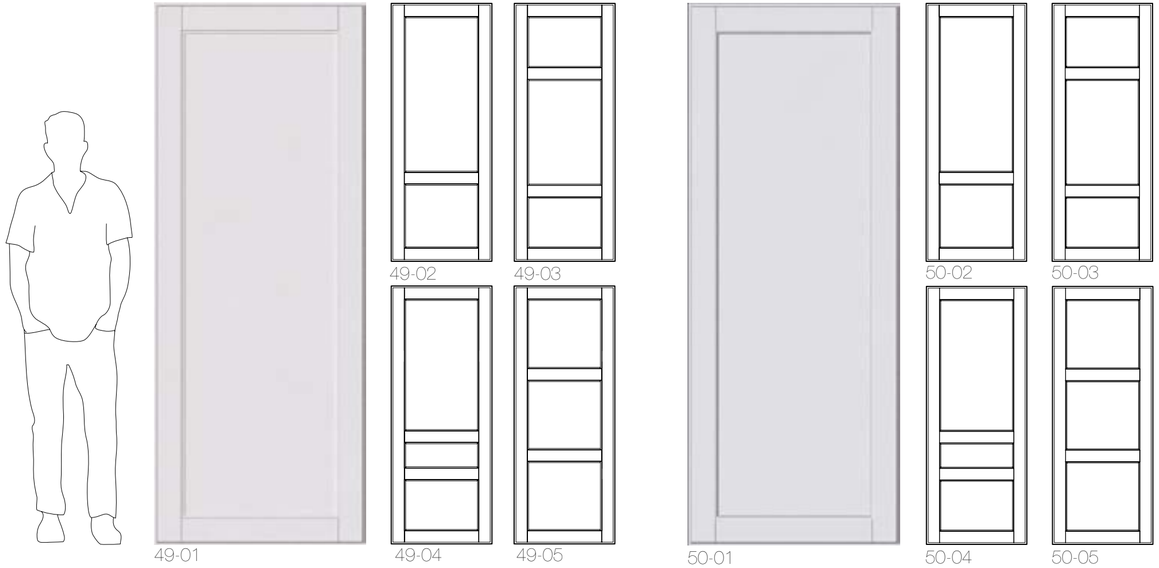
49-01
49-02
49-03
49-04
49-05
50-01
50-02
50-03
50-04
50-05

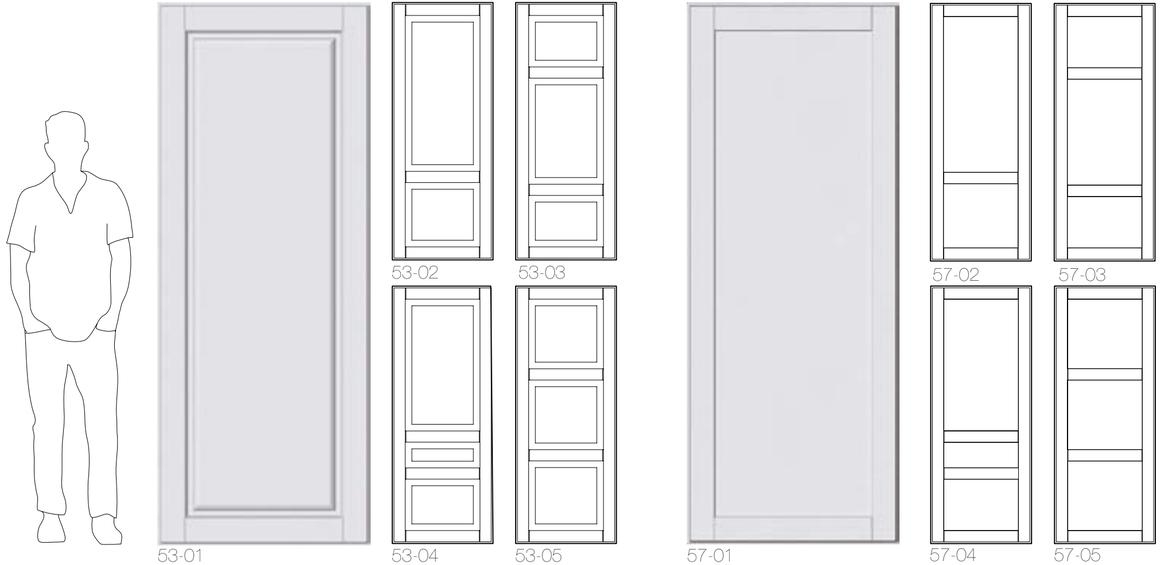
53-01
53-02
53-03
53-04
53-05
57-01
57-02
57-03
57-04
57-05

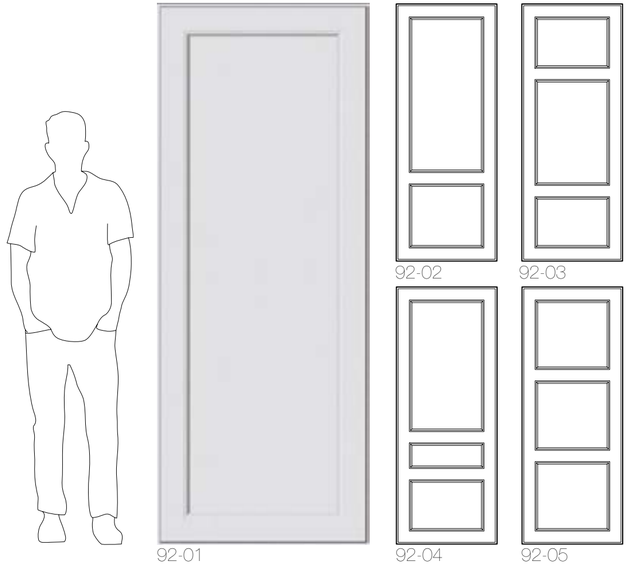
92-01
92-02
92-03
92-04
92-05

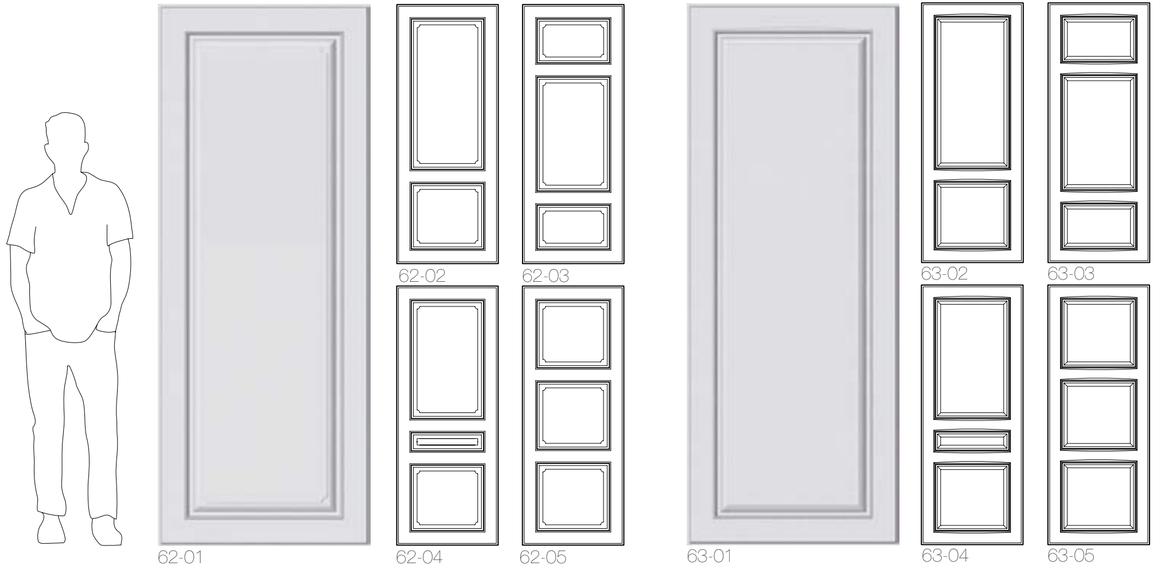
62-01
62-02
62-03
62-04
62-05
63-01
63-02
63-03
63-04
63-05

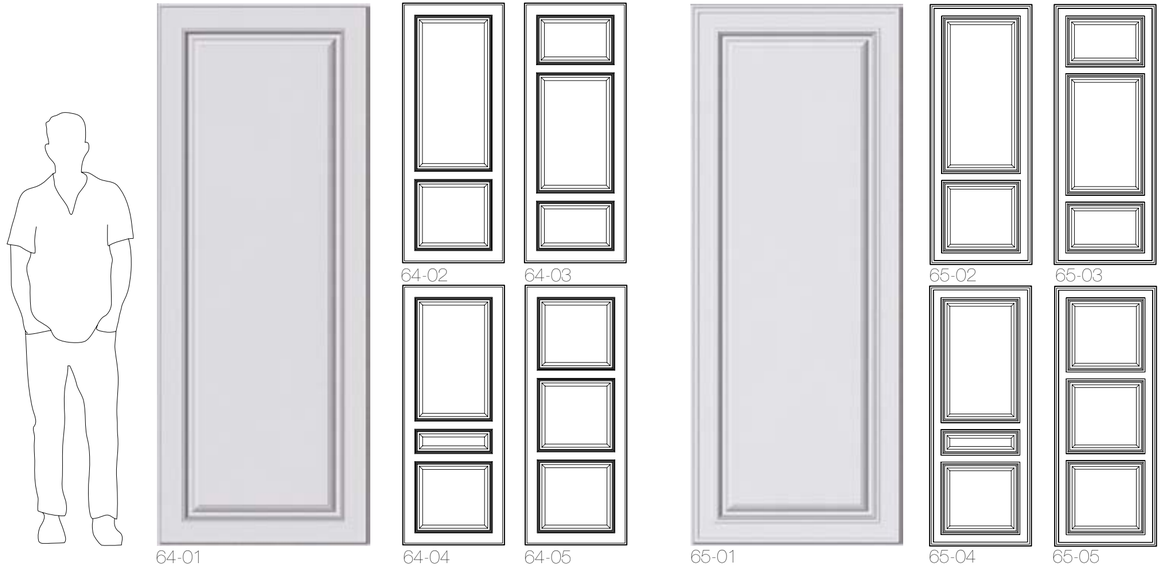
64-01
64-02
64-03
64-04
64-05
65-01
65-02
65-03
65-04
65-05

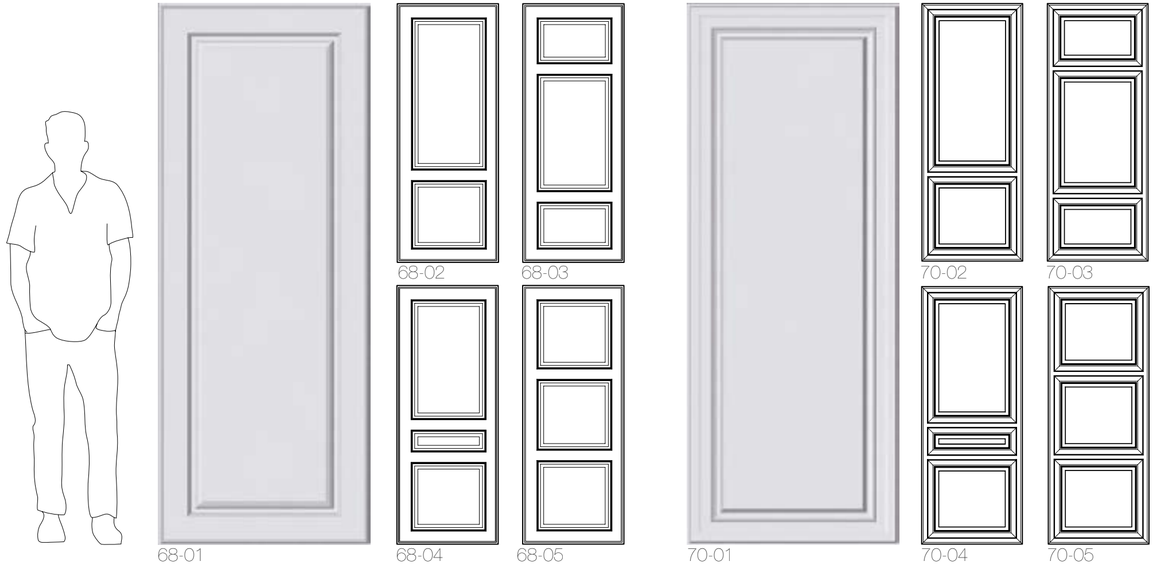
68-01
68-02
68-03
68-04
68-05
70-01
70-02
70-03
70-04
70-05

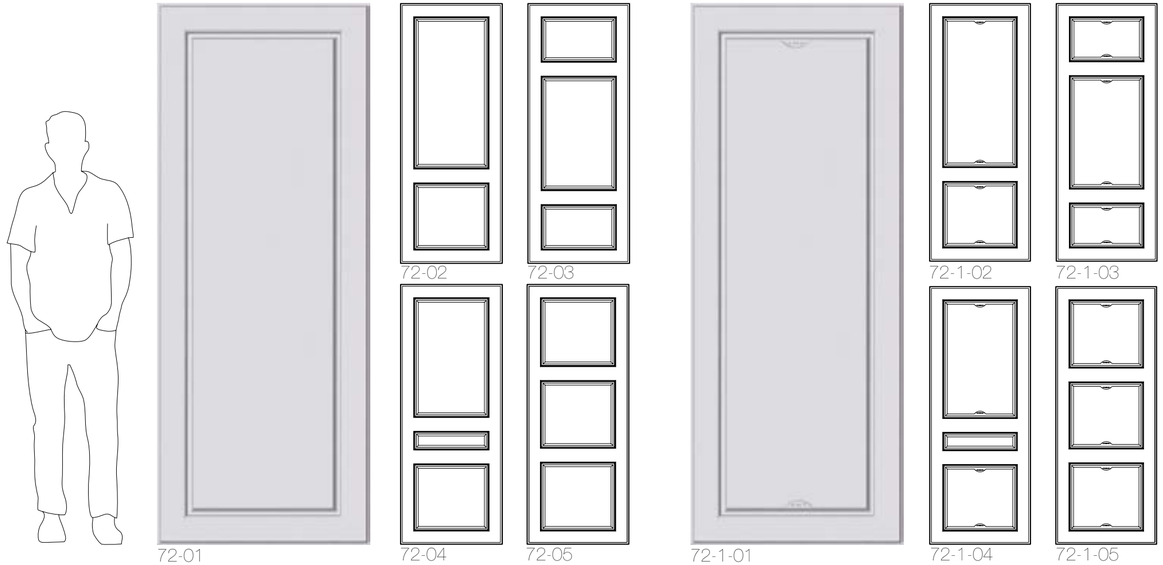
72-01
72-02
72-03
72-04
72-05
72-1-01
72-1-02
72-1-03
72-1-04
72-1-05

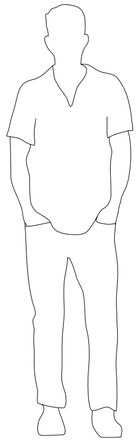

72-2-01



72-2-02



72-2-03



72-2-04



72-2-05

72-3-01

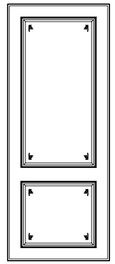

72-3-02



72-3-03

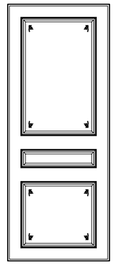

72-3-04

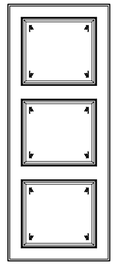

72-3-05

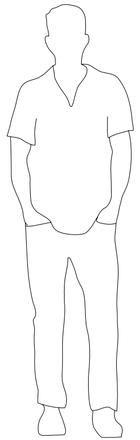



73-11

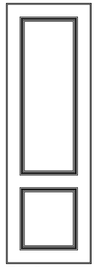

73-01

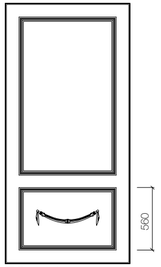

73-111

№ M.	73-01	73-11	73-111
door width	600-779	780-999	1000-1200
decor width	——	359	558
decor*	——		

*Available for milling: 74, 75

74-22

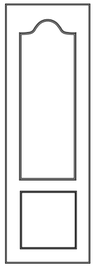

74-02

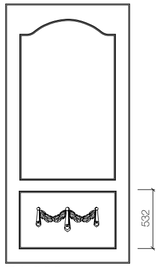

74-222

№ M.	74-02	74-22	74-222
door width	600-779	780-999	1000-1200
decor width	——	359	558
decor*	——		

*Available for milling: 73, 75

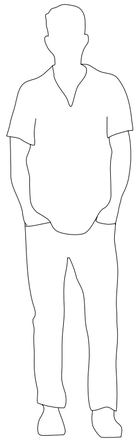

75-33

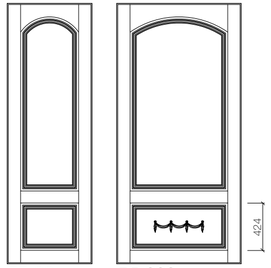

75-03 75-333

№ M.	75-03	75-33	75-333
door width	600-779	780-999	1000-1200
decor width	——	306	443
decor*	——		

*Available for milling: 73, 74

76

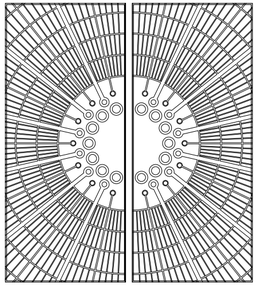

size	height	width
min	1500	600
max	2750	1200

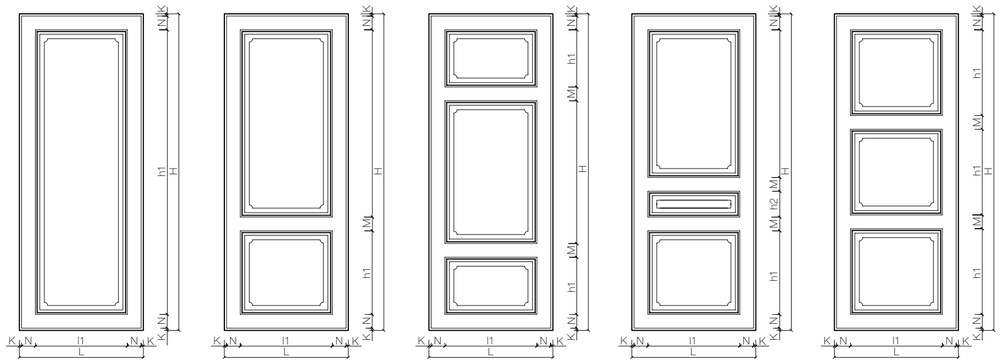

-01	-02	-03	-04	-05
l1=L-232 h1=H-232	l1=L-232 h1=H/4	l1=L-232 h1=H/5	l1=L-232 h1=H/5 h2=h1/2	l1=L-232 h1=(H-432)/3
const: K=16mm N=100mm	const: K=16mm N=100mm M=100mm	const: K=16mm N=100mm M=100mm	const: K=16mm N=100mm M=100mm	const: K=16mm N=100mm M=100mm

The table provides background information for a schematic representation of a facade view.

milling	L min	L max	H min	H max
M: 01, 02, 03, 04, 11, 13, 17, 35, 45, 46, 47, 48, 49, 50, 53, 57, 92, 62, 63, 64, 65, 68, 70, 72	450mm	1200mm	1500mm	2750mm
M: 72.1, 72.2, 72.3	550mm	1200mm	1500mm	2750mm
M: 73, 74, 75	600mm	1200mm	1500mm	2750mm

Sliding doors. Technical section

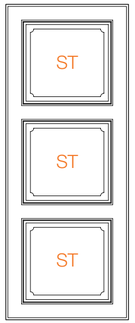

M: 01, 02, 03, 04, 11, 13, 17, 35, 53, 57, 92, 62, 63, 64, 65, 68, 70, 72, 72.1,72.2, 72.3,



M: 73, 74, 75

Reverse side of the facade

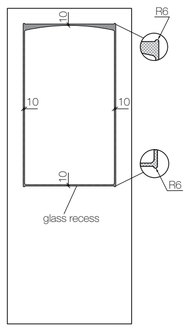

M: 01, 03, 04, 11, 74, 75

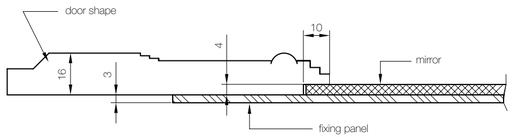

– To order a facade for glass top, please put the abbreviation "ST" in the order form.

– On the sketch of the facade, schematically put the abbreviation "ST" on the panel, where the milling of a through opening will be made (in the place where a mirror or a glass item will be installed). A 4x10 recess on the reverse side of the fa ade will be made automatically.

Advised: It is advised to mount a mirror on the facade in a 4x10 recess using a sealant and additionally fix it with a panel no more than 3 mm thick.

*The recess for glass is not made at the place of installation of a decorative element.

Section of the outer frame of the facade

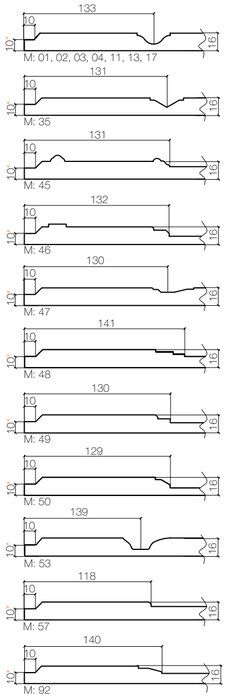

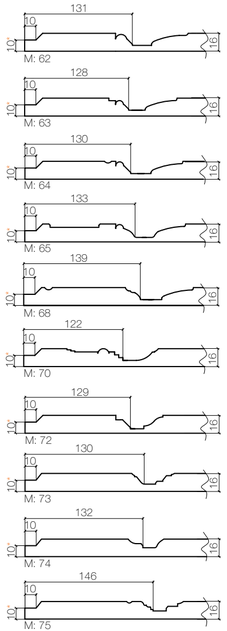

*Tolerance 10+0,2 mm

(!) The thickness of manufactured sliding doors is 16 mm

Notes

Notes

The catalogue is constantly updated. All changes are placed on the company's website.
Edition April 2021

Tomsk, Frunze av., 119e
tel.: (3822) 545-150
fasad@tomskfasad.ru, www.tmf70.ru

ТОМСКИЕ МЕБЕЛЬНЫЕ ФАСАДЫ