ТОМСКИЕ МЕБЕЛЬНЫЕ ФАСАДЫ

FACADE CATALOGUE

components for furniture manufacturing

2022

Content

2 Collection of simple cuts

12 Collection of complex cuts

22 Milling cuts for patina

30 Decorative elements

34 Facade series

48 Painted facades

50 Acrylic facades

52 Plastic facades

54 SynchroWood

58 Hoods

60 Bed backs

64 Stained glass

66 Additional information

ТОМСКИЕ МЕБЕЛЬНЫЕ ФАСАДЫ

The catalogue is constantly updated. All changes are published on the company's website.
Edited on July, 2021.

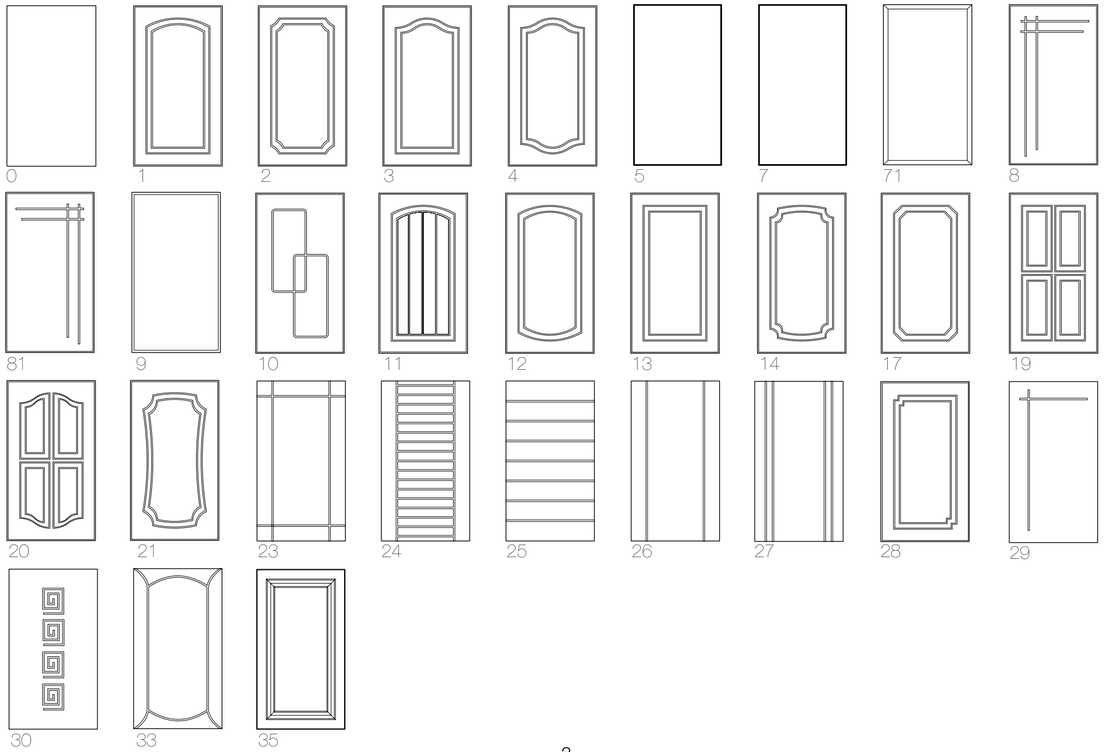
0
1
2
3
4
5
7
71
8
81
9
10
11
12
13
14
17
19
20
21
23
24
25
26
27
28
29
30
33
35

Fig.0 Maximum facade size 2750x1200

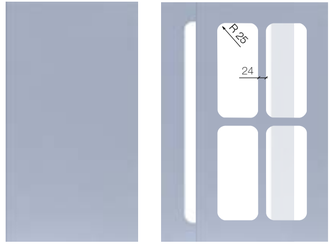

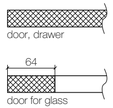

min dimensions with milling		
door	110	110
door for glass	230	230
door for glass lattice	296	296

Fig. 1 Maximum facade size 2750x1200

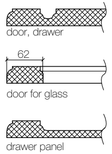

min dimensions with milling		
door	220	196
door for glass	220	196
door for glass lattice	296	280
drawer	140	196
drawer panel	110	196

Fig. 2 Maximum facade size 2750x1200

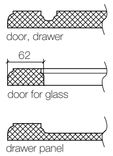

min dimensions with milling		
door	246	246
door for glass	260	260
door for glass lattice	340	340
drawer	140	196
drawer panel	110	196

Fig. 3 Maximum facade size 2750x1200

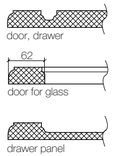

min dimensions with milling		
door	240	246
door for glass	240	246
door for glass lattice	296	296
drawer	140	246
drawer panel	110	196

Fig. 4 Maximum facade size 2750x1200

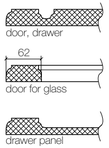

min dimensions with milling		
door	280	246
door for glass	280	246
door for glass lattice	350	296
drawer	140	246
drawer panel	110	196

Fig. 5 Maximum facade size 2750x1200

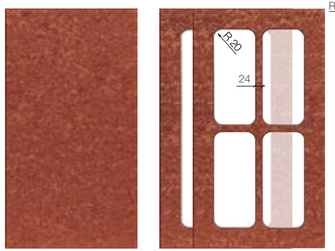

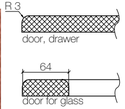

min dimensions with milling		
door	110	110
door for glass	220	220
door for glass lattice	290	290

Fig. 7 Maximum facade size 2750x1200

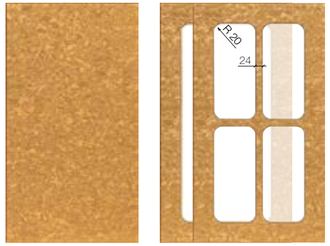

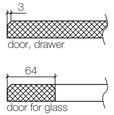

min dimensions with milling		
door	110	110
door for glass	220	220
door for glass lattice	290	290

Fig. 71 Maximum facade size 2750x1200

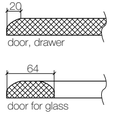

min dimensions with milling		
door	110	110
door for glass	220	220
18 mm thickness		

Fig. 8 Maximum facade size 2750x1200

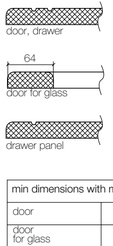

min dimensions with milling		
door	196	196
door for glass	220	220
door for glass lattice	290	290
drawer	140	196
drawer panel	110	196

Fig. 81 Maximum facade size 2750x1200

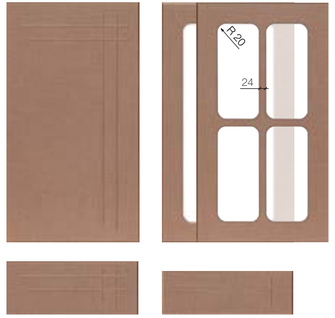

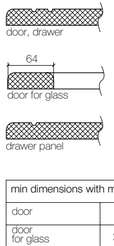

min dimensions with milling		
door	196	196
door for glass	220	220
door for glass lattice	290	290
drawer	140	196
drawer panel	110	196

Fig. 11 Maximum facade size 2750x1200

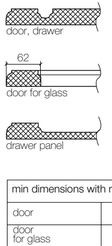

min dimensions with milling		
door	220	246
door for glass	220	196
door for glass lattice	296	246
drawer	140	246
drawer panel	110	196

Fig. 12 Maximum facade size 2750x1200

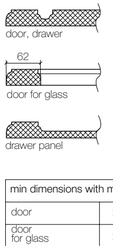

min dimensions with milling		
door	246	196
door for glass	270	196
door for glass lattice	340	280
drawer	140	196
drawer panel	110	196

Fig. 9 Maximum facade size 2750x1200

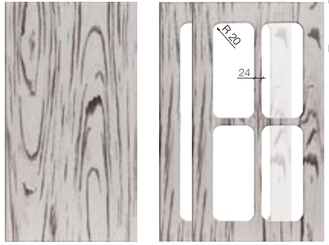

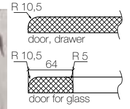

min dimensions with milling		
door	110	110
door for glass	220	220
door for glass lattice	290	290

Fig. 10 Maximum facade size 2750x1200

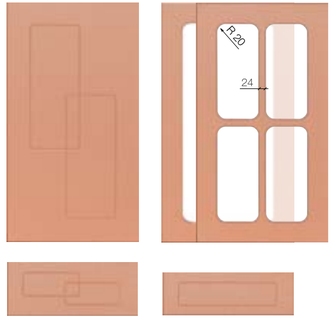

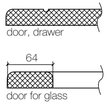

min dimensions with milling		
door	360	246
door for glass	220	220
door for glass lattice	290	290
drawer	140	246
drawer panel	110	196

Fig. 13 Maximum facade size 2750x1200

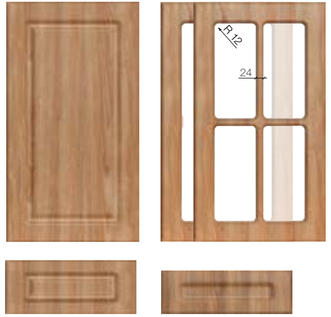

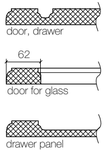

min dimensions with milling		
door	196	196
door for glass	196	196
door for glass lattice	270	270
drawer	140	196
drawer panel	110	196

Fig. 14 Maximum facade size 2750x1200

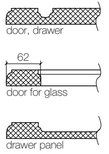

min dimensions with milling		
door	300	246
door for glass	300	246
door for glass lattice	370	330
drawer	140	246
drawer panel	110	196

Fig. 17 Maximum facade size 2750x1200

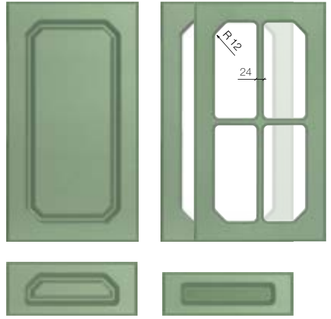

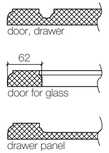

min dimensions with milling		
door	246	246
door for glass	260	246
door for glass lattice	340	340
drawer	140	196
drawer panel	110	196

Fig. 19 Maximum facade size 2750x1200

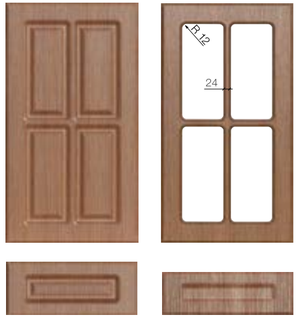

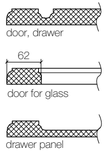

min dimensions with milling		
door	290	290
door for glass lattice	270	270
drawer	140	196
drawer panel	110	196

Fig. 23 Maximum facade size 2750x1200



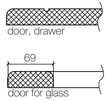

min dimensions with milling		
door	196	196
door for glass	220	220
door for glass lattice	296	296
drawer	110	196

Fig. 24 Maximum facade size 2750x1200

STD HGHT	NL
176	4
356	8
536	12
716	16
806	18
896	20

min dimensions with milling		
door	see tab.	196
door for glass	260	220
door for glass lattice	330	296

Fig. 20 Maximum facade size 2750x1200

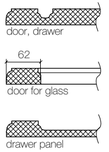

min dimensions with milling		
door	370	330
door for glass lattice	350	296
drawer	140	246
drawer panel	110	196

Fig. 21 Maximum facade size 2750x1200

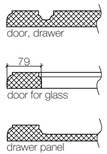

min dimensions with milling		
door	350	280
door for glass	350	280
door for glass lattice	420	346
drawer	140	246
drawer panel	110	196

Fig. 25 Maximum facade size 2750x1200



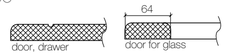

STD HGHT	NL
176	1
356	3
536	5
716	7
806	8
896	9

min dimensions with milling		
door	see tab.	146
door for glass	see tab.	220

Fig. 26 Maximum facade size 2750x1200

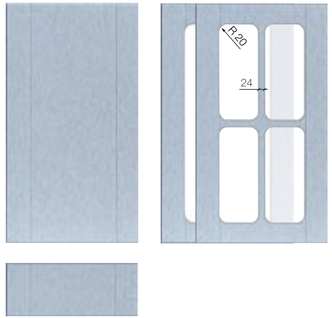

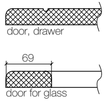

min dimensions with milling		
door	110	196
door for glass	220	220
door for glass lattice	296	296

Fig. 27 Maximum facade size 2750x1200

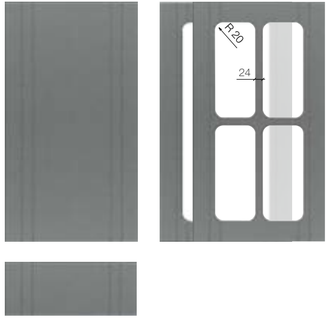

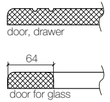

min dimensions with milling		
door	110	196
door for glass	220	220
door for glass lattice	296	296

Fig. 28 Maximum facade size 2750x1200

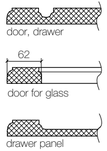

min dimensions with milling		
door	246	246
door for glass	260	260
door for glass lattice	330	330
drawer	140	196
drawer panel	110	196

Fig. 33 Maximum facade size 2750x1200

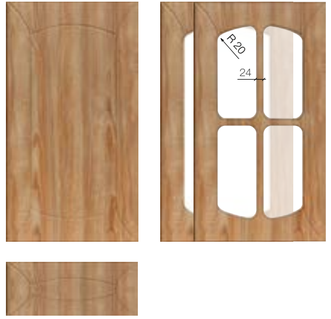

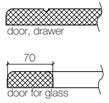

min dimensions with milling		
door	246	196
door for glass	296	246
door for glass lattice	360	296
drawer	110	196

Fig. 35 Maximum facade size 2750x1200

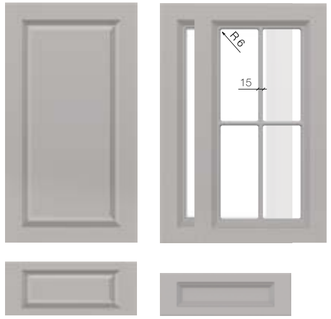

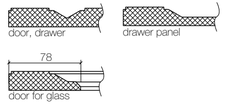

min dimensions with milling		
door	196	196
door for glass	220	220
door for glass lattice	280	280
drawer	140	196
drawer panel	110	196
only 16 mm thickness		
* only in matte films		

Fig. 29 Maximum facade size 2750x1200

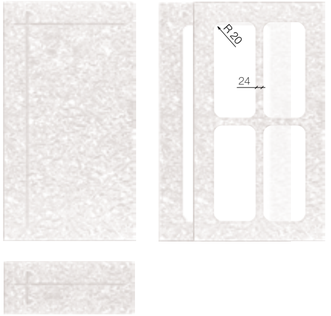

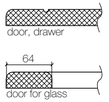

min dimensions with milling		
door	146	146
door for glass	220	220
door for glass lattice	290	290
drawer panel	110	146

Fig. 30 Maximum facade size 2750x1200

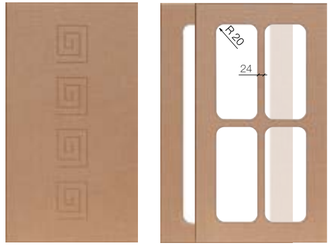

STD HGHT	NO of Pat.
176-385	1
386-495	2
496-630	3
631-793	4
794-929	5
930-1065	6
1066-1201	7
1202-1337	8
1338-1473	9

STD HGHT	NO of Pat.
1474-1609	10
1610-1745	11
1746-1881	12
1882-2017	13
2018-2153	14
2154-2289	15
2290-2425	16
2426-2750	17

min dimensions with milling		
door	see tab.	146
door for glass	220	220
door for glass lattice	290	290


36
37
38
39
40
41
42
43
44
45
46
47
48
49
50
51
51-1
53
56
57
58
59
60
90
91
92
93
95

Fig. 36* Maximum facade size 2750x1200



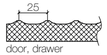

min dimensions with milling		
door	110	96**
only 18 mm thickness		
* only in matte films		
** product width step 25mm		

Fig. 37* Maximum facade size 2750x1200

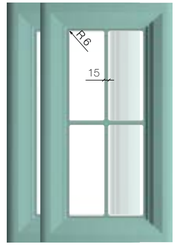

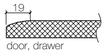

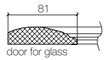

min dimensions with milling		
door	110	110
door for glass	224	224
door for glass lattice	301	301
only 18 mm thickness		
* only in matte films		

Fig. 38* Maximum facade size 2750x1200

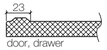

min dimensions with milling		
door	110	110
* only in matte films		

Fig. 39* Maximum facade size 2750x1200

min dimensions with milling		
door	110	110
* only in matte films		

Fig. 40* Maximum facade size 2750x1200

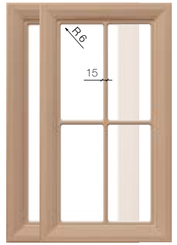

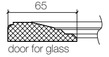

min dimensions with milling		
door	110	110
door for glass	200	200
door for glass lattice	270	270
only 18 mm thickness		
* only in matte films		

Fig. 41* Maximum facade size 2750x1200

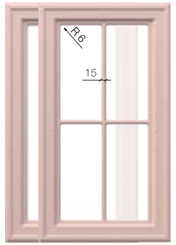

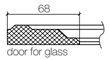

min dimensions with milling		
door	140	140
door for glass	200	200
door for glass lattice	275	275
drawer	110	140
only 18 mm thickness		
* only in matte films		

Fig. 42* Maximum facade size 2750x1200

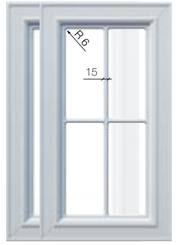

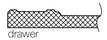

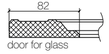

min dimensions with milling		
door	210	210
door for glass	230	230
door for glass lattice	302	302
drawer	160	160
drawer panel	110	110
only 18 mm thickness		
* only in matte films		

Fig. 43* Maximum facade size 2750x1200

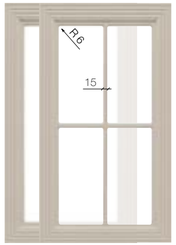

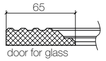

min dimensions with milling		
door	110	110
door for glass	196	196
door for glass lattice	270	270
only 16 mm thickness		
* only in matte films		

Fig. 44* Maximum facade size 2750x1200

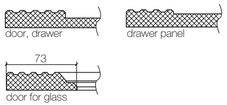

min dimensions with milling		
door	140	140
door for glass	196	196
door for glass lattice	270	270
drawer panel	110	110
only 16 mm thickness		
* only in matte films		

Fig. 45* Maximum facade size 2750x1200



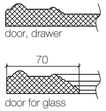

min dimensions with milling		
door	140	196
door for glass	196	196
door for glass lattice	255	255
drawer	110	196
only 16 mm thickness		
* only in matte films		

Fig. 46* Maximum facade size 2750x1200

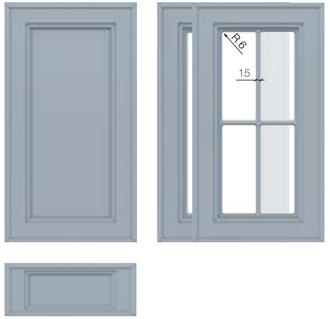

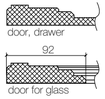

min dimensions with milling		
door	190	196
door for glass	235	235
door for glass lattice	300	300
drawer	110	196
only 16 mm thickness		
* only in matte films		

Fig. 47* Maximum facade size 2750x1200



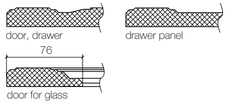

min dimensions with milling		
door	196	196
door for glass	220	220
door for glass lattice	280	280
drawer	140	196
drawer panel	110	196
only 16 mm thickness		
* only in matte films		

Fig. 48* Maximum facade size 2750x1200

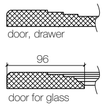

min dimensions with milling		
door	190	196
door for glass	245	245
door for glass lattice	310	310
drawer	110	196
only 16 mm thickness		
* only in matte films		

Fig. 49* Maximum facade size 2750x1200

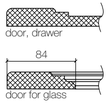

min dimensions with milling		
door	170	196
door for glass	220	220
door for glass lattice	285	285
drawer	110	196
only 16 mm thickness		
* only in matte films		

Fig. 50* Maximum facade size 2750x1200

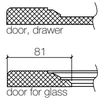

min dimensions with milling		
door	170	196
door for glass	220	220
door for glass lattice	280	280
drawer	110	196
only 16 mm thickness		
* only in matte films		

Fig. 51* Maximum facade size 2750x1200

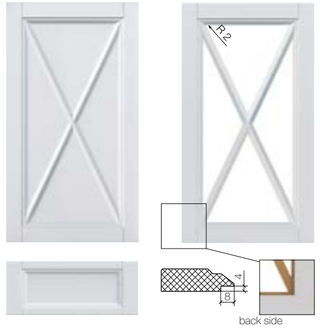

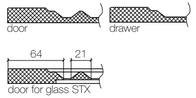

min dimensions with milling		
door	270	270
door for glass STX	270	270
drawer	110	196
only 16 mm thickness		
* only in matte films		

Fig. 51-1* Maximum facade size 2750x1200

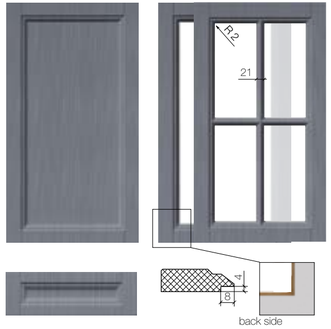

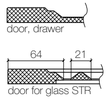

min dimensions with milling		
door	196	196
door for glass	196	196
door for glass lattice	250	250
drawer	110	196
only 16 mm thickness		
* only in matte films		

Fig. 53* Maximum facade size 2750x1200

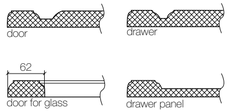

min dimensions with milling		
door	246	246
door for glass	196	196
door for glass lattice	270	270
drawer	140	196
drawer panel	110	196
* only in matte films		

Fig. 58* Maximum facade size 2750x1200

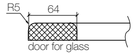

Complete
with fig.: 8, 81, 10, 23-27, 29, 30, 48-50

height \ width	296	396	416	496	596	796
356				+	+	+
716	+	+	+	+	+	+
896	+	+	+	+		
* only in matte films						

Fig. 59* Maximum facade size 2750x1200

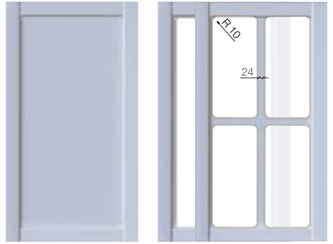

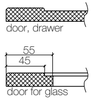

min dimensions with milling		
door	110	110
door for glass	160	196
door for glass lattice	240	246
* only in matte films		

Fig. 56* Maximum facade size 2750x1200

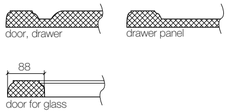

min dimensions with milling		
door	270	246
door for glass	280	246
door for glass lattice	350	330
drawer	140	246
drawer panel	110	246
* only in matte films		

Fig. 57* Maximum facade size 2750x1200

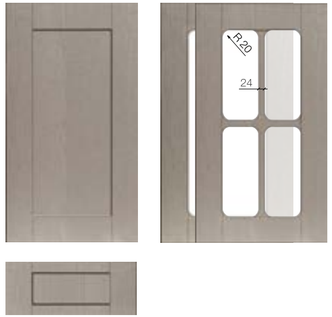

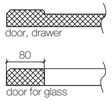

min dimensions with milling		
door	196	196
door for glass	246	246
door for glass lattice	330	330
drawer	110	196
* only in matte films		

Fig. 60* Maximum facade size 2750x1200

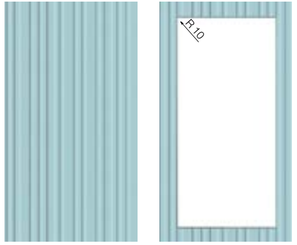

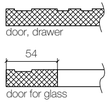

min dimensions with milling		
door	110	see tab.
door for glass	180	see tab.
18 mm thickness		
* only in matte films		

facade type	width / heigh	146	196	296	346	396	446	496	596	796
door	110-2750	+	+	+	+	+	+	+	+	+
door for glass	180-2750		+	+	+	+	+	+	+	+

Fig. 90* Maximum facade size 2750x1200

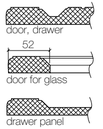

STD WD	
146**	196
296	346
396	446
496	596
796	

min dimensions with milling		
door	196	see tab.
door for glass	196	196
door for glass lattice	246	246
drawer	140	see tab.
drawer panel	110	146
18 mm thickness		
* only in matte films		

** manufactured as a drawer panel

Fig. 91* Maximum facade size 2750x1200

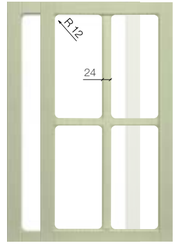

STD WD	
146	196
296	346
396	446
496	596
796	

min dimensions with milling		
door	140	see tab.
door for glass	196	196
door for glass lattice	260	260
drawer	110	see tab.
* only in matte films		

Fig. 92* Maximum facade size 2750x1200

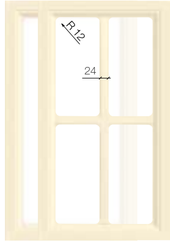

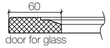

min dimensions with milling		
door	146	146
door for glass	196	196
door for glass lattice	270	270
drawer	110	146
only 18 mm thickness		
* only in matte films		

Fig. 93* Maximum facade size 2750x1200

Drilling parameters for cup hinge:
- drilling depth 13mm;
- use of a cup drill Ø35 without a point;
- drill feed – minimum.

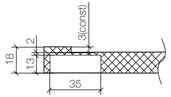

min dimensions with milling		
door	110	110
only 18 mm thickness		
* only in matte films		

Fig. 95* Maximum facade size 2750x1200

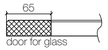

Handle Material: Birch
Handle color:
cognac oak 6000E,
white wood 1500E
L – left handle
R – right handle

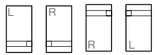

min dimensions with milling		
door	242	130
door for glass	242	190
drawer	116	242
18 mm thickness		
* only in matte films		

DU Facade (corner door)

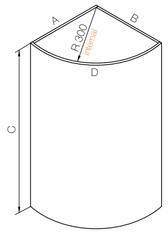

case size			chord
A	B	Art.D	
300	300	500	422
300	284	487	411
284	284	470	400

C_{max} – 2300 mm
C_{min} – 110 mm with milling
C_{min} – 34 mm without milling
(fig.: 0-5, 7, 71, 8, 81, 9-14, 17, 19-21, 23-30, 33)
(fig.: 35, 37, 39-51, 51-1, 53, 56, 57, 58*, 59, 60, 90-93, 95 only in matte films)
(fig.: 39, 51, 51-1, 93 not provided for glass)
Chord +/- 4mm, fig. 95 chord 442 only
*standard facade height with fig. 58: 356 mm, 716 mm, 896 mm

DV Facade (inner door)

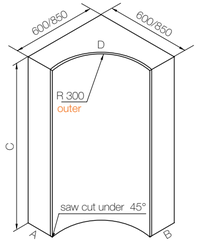

case size (600)			chord
A	B	Art.D	
300	300	470	396
284	284	500	418

case size (850)			chord
A	B	Art.D	
534	534	500	418
550	550	470	396

Information: If the facades DU and DV are installed one above the other, this must be indicated when placing an order.
Provided that the sum of the heights of the manufactured facades is not more than 2300mm.
DU, DV, DR and DP facades are made with radii at the corners of 5 mm, except for parts less than 110 mm and decorative elements.

DR, DRV Facade

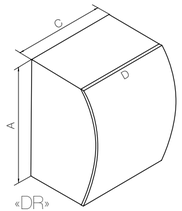

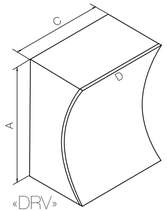

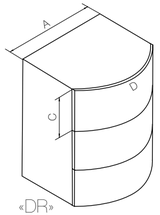

C_{max} – 2200 mm
B+/- 4mm
fig. 0, 5, 7, 71 and 9

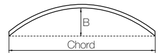

case size		
A	B	Art.D
360	35	387
400	45	425
450	55	471
500	70	520
550	40	570
600	50	620
650	60	670
720	70	735
750	80	765
800	55	814
850	60	862
900	70	913

DP, DPV Facade

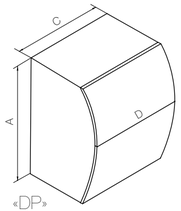

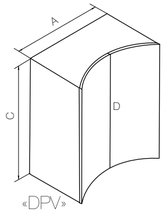

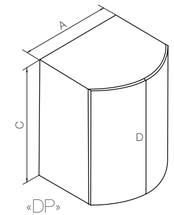

C_{max} – 2200 mm
B+/- 4mm

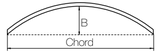

case size		
A	B	Art.D
360	35	192
400	45	211
450	55	234
500	70	259
550	40	284
600	50	310
650	60	334
720	70	366
750	80	382
800	55	407
850	60	430
900	70	455

MILLING CUTS FOR PATINA

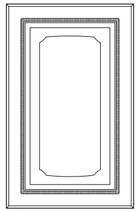
62

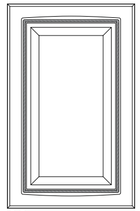
63

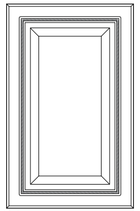
64

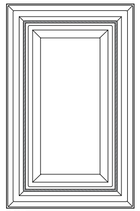
65

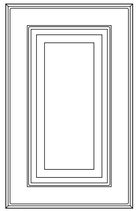
68

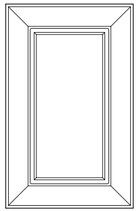
69

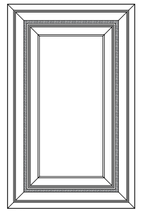
70

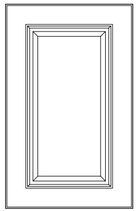
72

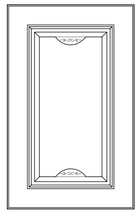
72-1

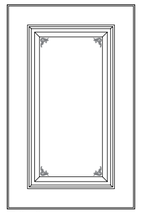
72-2

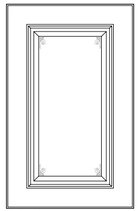
72-3

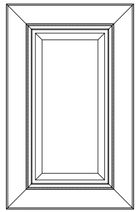
77

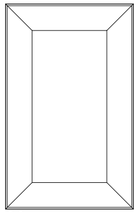
80

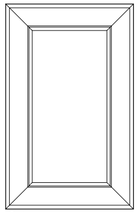
94

Fig. 62 Maximum facade size 2750x1200

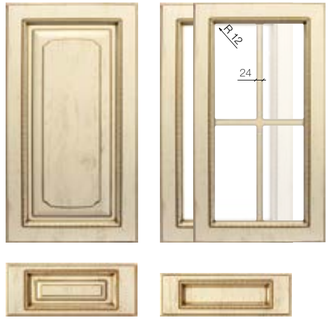

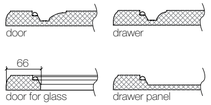

min dimensions with milling		
door	296	296
door without radius	246	246
door for glass	210	210
door for glass lattice	280	280
drawer	160	246
drawer panel	110	196

Fig. 63 Maximum facade size 2750x1200

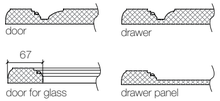

min dimensions with milling		
door	246	246
door for glass	210	210
door for glass lattice	280	280
drawer	160	246
drawer panel	110	196

Fig. 64 Maximum facade size 2750x1200

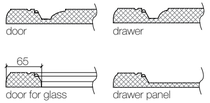

min dimensions with milling		
door	246	246
door for glass	210	210
door for glass lattice	280	280
drawer	160	246
drawer panel	110	196

Fig. 65 Maximum facade size 2750x1200

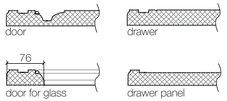

min dimensions with milling		
door	296	296
door for glass	246	246
door for glass lattice	296	296
drawer*	160	196
drawer panel*	110	146
18 mm thickness		

* no decor

Fig. 68 Maximum facade size 2750x1200



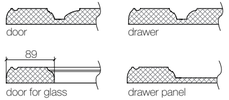

min dimensions with milling		
door	296	296
door for glass	260	260
door for glass lattice	330	330
drawer	160	296
drawer panel	110	196

Fig. 69 Maximum facade size 2750x1200

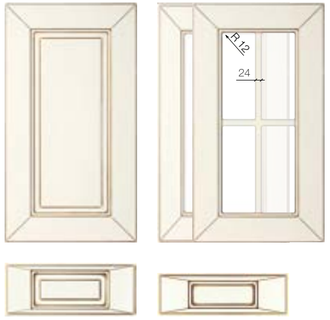

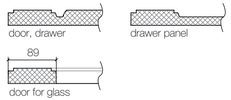

min dimensions with milling		
door	260	260
door for glass	260	260
door for glass lattice	330	330
drawer	160	260
drawer panel	110	246

Fig. 70 Maximum facade size 2750x1200

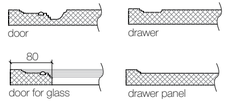

min dimensions with milling		
door	246	246
door for glass	246	246
door for glass lattice	330	330
drawer*	160	196
drawer panel*	110	146
18 mm thickness		

* no decor

Fig. 72 Maximum facade size 2750x1200

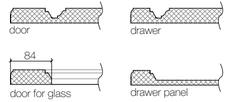

min dimensions with milling		
door	246	246
door for glass	246	246
door for glass lattice	330	330
drawer	160	246
drawer panel	110	196
18 mm thickness		

Fig. 72-1 Maximum facade size 2750x1200

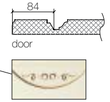

min dimensions with milling		
door	356	356
18 mm thickness		

Fig. 72-2 Maximum facade size 2750x1200



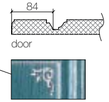

min dimensions with milling		
door	356	296
18 mm thickness		

Рис. 72-3 Maximum facade size 2750x1200

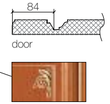

min dimensions with milling		
door	356	296
18 mm thickness		

Fig. 77 The maximum size of the prefabricated facade 1600x1300

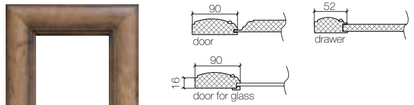

min dimensions with milling		
door	284	284
door for glass	284	284
drawer*	116	116
22 mm thickness		

* max drawer size 283x1200

Fig. 80 The maximum size of the prefabricated facade 1600x1300

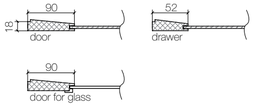

min dimensions with milling		
door	284	284
door for glass	284	284
drawer*	116	116
22 mm thickness		

* max drawer size 283x1200

Fig. 94 The maximum size of the prefabricated facade 1600x1300

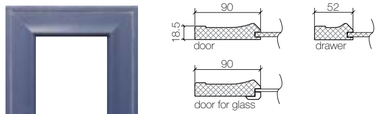

min dimensions with milling		
door	210	210
door for glass	210	210
drawer*	116	116
22 mm thickness		

* max drawer size 209x1200

Technical information for prefabricated facades

Back side of the facade

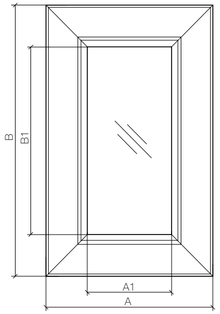

Only films for patination

Facades for glass (conventional designation «ST») are made with sampling a quarter for installing stained-glass windows and are completed with a glazing bead.

Calculation of the size of the glass (lattice) for the «St» facade:
A1=A-166 mm
B1=B-166 mm

The texture (fiber direction) of the panel is always made in accordance with height

DU Facade (corner door)

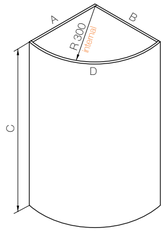

case size			chord
A	B	Art.D	
300	300	500	422
300	284	487	411
284	284	470	400

C_{max} – 2300 mm
C_{min} – 110 mm with milling
C_{min} – 34 mm without milling
R = 300 mm
Chord +/- 4mm
Fig.: 62-65, 68-70, 72, 72-1, 72-2, 72-3

DV Facade (inner door)

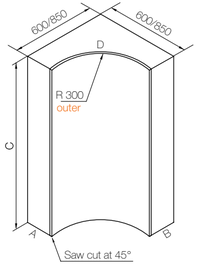

case size (600)			chord
A	B	Art.D	
300	300	470	396
284	284	500	418

case size (850)			chord
A	B	Art.D	
550	550	470	396
534	534	500	418

Information: If the facades DU and DV are installed one above the other, this must be indicated when placing an order. Provided that the sum of the heights of the manufactured facades is not more than 2300mm.
DU, DV, DR and DP facades are made with radii at the corners of 5 mm, except for parts less than 110 mm and decorative elements.

C_{max} – 2300 mm
C_{min} – 110 mm with milling
C_{min} – 34 mm without milling
R = 300 мм
Chord +/- 4мм

Decorative STP, STK, STS, STO gratings (performed in Fig: 62, 63, 64, 65, 68, 69, 70)



STP



STK

STS

STO

Manufactured in sizes		
min	496	396
max	896	496

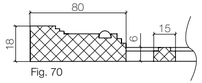

Fig. 70

Decorative STX grid (performed in Fig. 72, standard size range)

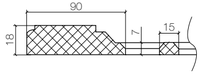

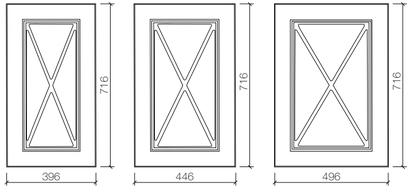

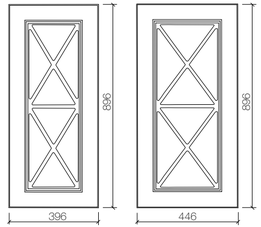

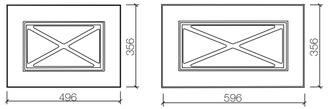

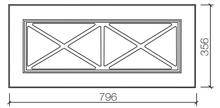

cornice 1
(2300x80)

DU cornice 1 (80x500)
R = 300, (in w.)

DV cornice 1 (80x500)
R = 300, (in w.)

cornice overlay 1
straight 50

cornice overlay 1
straight 200

cornice overlay 1
external 90°

cornice overlay 1
external 135°

cornice overlay 1
inner 90°

cornice overlay 1
inner 135°

cornice 2
2300x100

DV cornice 2
100x500 (in w.), R=300

DU cornice 2
100x500 (in w.), R=300

cornice 3
2300x40

DU cornice 3
40x500 (in w.), R=300

cornice 4
(2300x150)

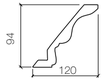

DU cornice 4 (150x500)
R = 300, (in w.)

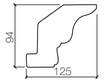

cornice overlay 4
straight 200

cornice overlay 4
external 90°

cornice overlay 4
inner 90°

cornice overlay 4
straight 75

cornice overlay 4
external 135°

cornice overlay 4
inner 135°

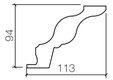


column 1
min 300x50
max 2750x50



column 2
min 300x50
max 2750x50



column 3
min 300x75
max 2750x75

bottle holder 150
min 300x146
max 2750x146

bottle holder 200
min 300x196
max 2750x196

frieze 50(65)
2300x50(65)

DV frieze 50(65)
50(65)x500 (in w.), R=300

DU frieze 50(65)
50(65)x500 (in w.), R=300

frieze 4
2300x50

DV frieze 4
50x500 (in w.), R=300

DU frieze 4
50x500 (in w.), R=300

balustrade 2
2000x65, 900x65

DU balustrade 2
65x500, R=300

DN balustrade 2
65x542, R=205

balustrade 1
2000x60, 900x60

DU balustrade 1
60x500, R=300

carved bracket



article number	size, mm			
	a	b	c	d
069	100	75	45	22
070	150	110	56	22
071	200	150	59	22

crown 1
200x1200 (in w.)

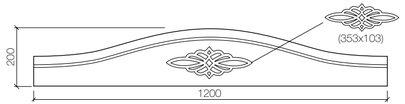

crown 2
200x1200 (in w.)



wooden lattice 2
788x188(288, 388), 608x188(288, 388)
and custom size

arch 1
min 120x496, max 120x2750

arch 2
min 120x496, max 120x2750

arc 1
min 120x496, max 120x2750

arc 2
min 120x496, max 120x2750

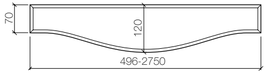

Case plate holder
(360x600,900)

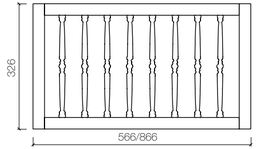

facade lattice
716x396

Bottle rack



Bottle rack



Decorative frame

Case		Bottle rack		Decorative frame	
Height, mm	Width, mm	a, mm	b, mm	a, mm	b, mm
720	400	686	366	716	396
720	500	686	466	716	496
360	600	326	566	356	596
360	800	326	766	356	796

Fig. with decorative frames (RD): 62RD, 63RD, 64RD, 65RD, 68RD, 69RD, 70RD, 72RD, 77RD, 80RD, 94RD

The set consists of two grids.
We recommend using with a decorative frame.

Decorative frame profile

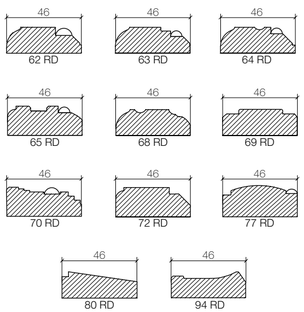

In the manufacture of decorative frames, only films for patination are used

The color of the patina used in the manufacture:



Set of decorative elements №5

ТОМСКИЕ МЕБЕЛЬНЫЕ ФАСАДЫ

Prefabricated facade fig.77. Maximum size 1600x1300, minimum size 116x116

prefabricated facade

facade with glass

Material: MDF
Film: jasmine
Patina: silver
Large frame size: 90x22
Small frame size: 52x22

small drawer

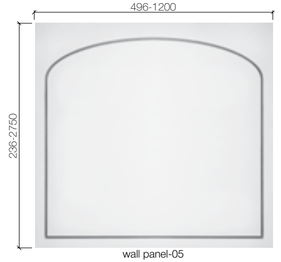

wall panel-05

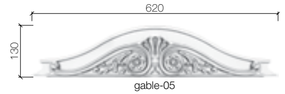

gable-05

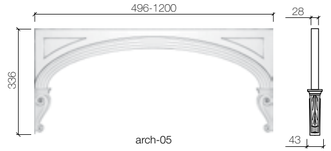

arch-05

straight cornice-05 (2300)

DU cornice-05
(100x500), R-300 (in w.)



DV cornice-05
(100x500), R-300 (in w.)

frieze-05
(2300)

Available: DU frieze -05,
DV (50x500), R=300

corner element
external 90°
(142x142)

corner element
internal 90°
(179x179)

corner element
external 135°
(138x138)

corner element
internal 135°
(204x204)

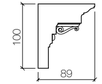

parapet-05
(2300)

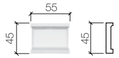

parapet
overlay-05



bottle holder -05

column-05

plinth-05
(2300)

DU plinth-05
(110x500), R-300 (in w.)

DV plinth-05
(110x500), R-300 (in w.)

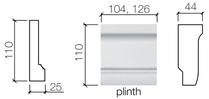

plinth
overlay-05

Set of decorative elements №6

Prefabricated facade fig. 77. Maximum size 1600x1300, minimum size 116x116

prefabricated facade

facade lattice*

Material: MDF
Film: magnolia
Patina: gold
Large frame size: 90x22
Small frame size: 52x22

*Made in sizes: 716x396(446, 496), 896x396(446)

small drawer



wall panel-06

straight cornice-06 (2300x75)

DU cornice-06
(75x500), R-300 (in w.)

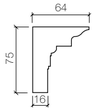

cornice
overlay-06

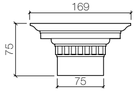

column-06
bottle holder-06

plinth-05
(2300)

DU plinth-05
(110x500), R-300 (in w.)

DV plinth-05
(110x500), R-300 (in w.)

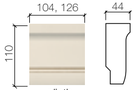

plinth
overlay-05

arch-06

gable-06

frieze-05
(2300)

Available: DU frieze -05,
DV (50x500), R=300

Set of decorative elements №7

Prefabricated facade fig. 80. Maximum size 1600x1300, minimum size 116x116

prefabricated facade

facade lattice*(LR**)

Material: MDF
Film: alpine tree
Patina: white
Large frame size: 90x22
Small frame size: 52x22

*Made in sizes: 716x396(446), 896x396(446)
**LR - left, right manufacturing

small drawer



wall panel-06

cornice 4 (2300x150)

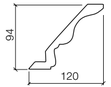

cornice overlay 4
straight 75

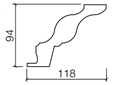

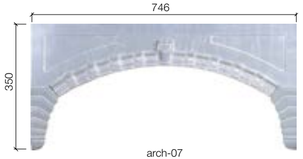

arch-07



bottle holder-07 (LR**)

column-07

plinth-05 (2300)


frieze-05 (2300)

Set of decorative elements №8

Prefabricated facade fig. 80. Maximum size 1600x1300, minimum size 116x116

prefabricated facade

facade lattice*

Material: MDF
Film: jasmine
Patina: gray
Large frame size: 90x22
Small frame size: 52x22

*Made in sizes: 716x396(446), 896x396(446)

small drawer



wall panel-06

cornice-08 (2300)

cornice overlay-08

frieze-08 (2300)

plinth-05 (2300)

arch-08

minaret-08

bottle holder-08

column-08

FACADE SERIES №9

Set of decorative elements №9

Facade fig.92. Maximum size 2750x1200, minimum size 146x146

facade

facade lattice* (LR**)

Material: MDF
Film: jungar tree
Fasade thickness: 18 mm

*Made in sizes: 716x396(446, 496), 896x396(446)
**LR - left, right manufacturing

small drawer

cornice-09 (2300)

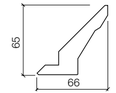

DU cornice-09
(92x500), R-300 (in w.)

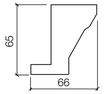

plinth-05 (2300)

frieze-05 (2300)



arch-09

bottle holder 09-1

bottle holder 09-2

column-09

Set of decorative elements №11

Facade fig. 95. Maximum size 2750x1200, minimum size 242x130

facade (LR*)

facades for glass (LR*)

Handle material: Birch
Facade color: lead velor
Handle color: cognac oak 6000E
Handle size: 80x82
Fasade thickness: 18 mm

*LR - left, right manufacturing,
D - drawer

small drawer (D*)

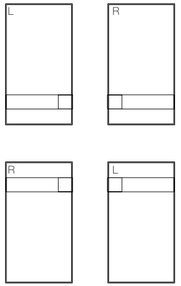

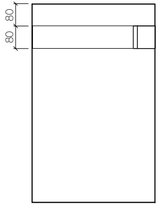



integrated handle

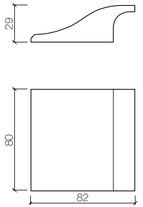

arch-11

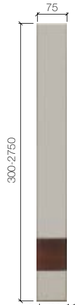

column-11

bottle holder-11
(LR*)

Set of decorative elements «FRANCE»

Prefabricated France facade . Maximum size 1600x1300, minimum size 116x116

prefabricated facade

facades for glass

drawer

minimum dimensions with milling		
door	284	284
door for glass	284	284
drawer*	116	116
profile thickness 22 mm		

*max drawer size 283x1200

Material: MDF
Paint: White 1000E, Concrete 2000E, Graphite 3000E, Magnolia 4000E, White Pearl 7000E, Pearl 7500E, Sand metallic 8000E, as well as RAL-k7 and WoodColor in the catalogue
Large frame size: 90x22
Small frame size: 52x22

DU France facade

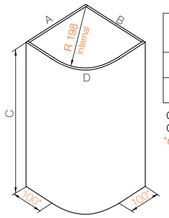

case size for DU door and DU door for glass			chord
A	B	Art.D	
300	300	500	422

C= 284-1600 mm
Chord +/- 4 mm
*reference dimension

France straight cornice (2000)

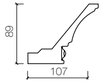

DU France cornice
(89x500), R=167

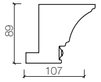

overlay for France cornice

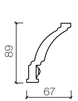

France frieze (2300)

DU France frieze
(60x500), R=180

France plinth (2300)

DU France plinth (110x500), R=176



France column

France bottle holder (146)

France bottle holder (196)

chiseled France column

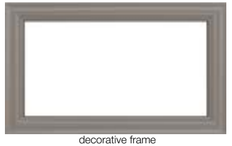
decorative frame
France (356x596, 356x896)



case plate holder
France (360x600)



France arch

Painted facades*

Facade with integrated handle. Maximum facade size 2300x800

Fig. 82

Fig. 83, 84

Fig. 85

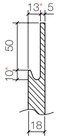

Fig. 86

Fig. 87

Fig. 88, 89

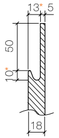

minimum dimensions fig. 82		
door	110	110
door for glass	283	228
18 mm thickness		

minimum dimensions fig. 83, 84		
door	110	146
door for glass	283	228
18 mm thickness		

minimum dimensions fig. 85, 86, 87		
door	110	196
door for glass	283	228
18 mm thickness		

minimum dimensions fig. 88, 89		
door	110	246
door for glass	283	228
18 mm thickness		

Attention! Color shades in images may differ from real
Color palette: according to RAL catalog and WoodColor

* They are also made in fig.: 0, 5, 7, 71, 9
and in radius version «DU», «DV», max 2300 mm

ACRYLIC FACADES

Acrylic

Acrylic facade

gloss level: 90 units
acrylic plastic: 0,8 mm и 2 mm
base: MDF
edge connection: glueless seam

1rd, 2rd category facade size		
max	2780	1200
min	100	250
1st cat. facade thickness - 19 mm., 2nd cat. - 20 mm		
3rd category facade size		
max	2420	1200
min	100	250
facade thickness 19 mm		

DU acrylic facade (corner door)

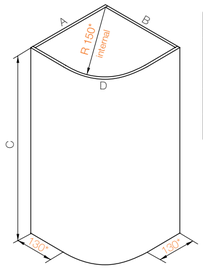

case size			chord
A	B	Art.D	
300	300	500	422
300	284	487	411
284	284	470	400

C_{max} – 2300 mm
C_{min} – 270 mm
R* = 150 mm
(+/- 10 mm)
Chord +/- 4mm
* reference size

– curved facades are made only with a single-color edge
– on curved sections, an edge with a glue joint is used
– on straight sections, an edge with a glueless joint is used (Hot Air technology)

Information: If DU fronts are to be installed on top of each other, this must be stated when ordering.
Provided that the sum of the heights of the manufactured facades is not more than 2300 mm

Color list for acrylic facades and edges

1 Category

- 5230 Ice
- 4027 Linen phantom
- 9898 Wheat phantom
- 5228 Viola
- 6012 Anthracite gray
- 9900 Moro
- 9511 White phantom
- 0OHZ Gray phantom
- 0AP2 Brown phantom
- 6848 Black phantom
- 9898 Magnolia

2 Category

- 1680L Night*
- 5335B Magnolia*
- 1917L Coriander
- 1678L Cappuccino
- 5338B Sandstone
- 0016 Latte
- 6340B Asphalt
- 6339B Quartz
- 1919L Ash
- 9900 Moro*
- 5641B Wine*
- 0103 Biscuit
- 5642B Bordeaux*
- 4644 Sapphire
- 4670 Niagara
- 5759 Rose gold
- 5760 Antique gold
- 0015 Macchiato
- 5761 Ocher
- 5762 Coffee bronze
- 5763 Green brass
- 6671 Pearls
- 0201 Marshmallow
- 0203 Ginger

3 Category

- 6843 White glass
- 6895 Cream glass
- 6807 Mirror glass
- White Wave

* bilateral

FENIX and CleanTouch plastic color list

Milk chocolate 0001
Creme brulee 0002
Powdery 0003
Black and blue 0004
Twilight 0005
Beige 0006

White chocolate 0032
Olive 0717
Gray 0718
Almond 0719
Jet black 0720
Liquorice 0724
Dark chocolate 0749

Platinum 0748
Khaki 0750
Steel 0752
Cherry 0770

coating: nanotech plastic
base: MDF board
reverse side white laminated
sheet size: 2800x1300
facade size: 2780x1280
edge connection: glueless seam
using Hot Air technology and PUR glue

Specifications:

Anti-fingerprints.
Low reflectivity, extremely matte surface.
Soft touch.
Warm healing of superficial micro-scratches.
Resistant to dry heat, scratches and abrasion, acid solvents and household chemicals.
Light resistance.
Easy to clean.

When creating the material, new generation acrylic resins and a hardened coating were used, which is fixed using electro-beam exposure.

List of STONE facade colors

Basal ETL 01

Traventine ETL 02

Gravel ETL 03

White clay ETL 05

Gypsum ETL 06

Slate ETL 07

Regolith ETL 08

Gray regolith ETL 09

Pyrite ETL 12

Manganese ETL 13

Sand marble ETS 02

Coal marble ETS 03

Brown marble ETS 07

coating: laminate
base: MDF board
sheet size: 2800x1220
facade size: 2780x1200
edge connection: glueless seam, reverse side matches front color

Specifications:

Synchronous, double-sided coating
Synchronous processing of the surfaces of the facades allows you to create a realistic look of wood and stone.

Combination with glueless edge banding technology.
Using Hot Air technology and PUR glue.
Realistic surface effect.
The surface of the facades imitates natural surfaces not only visually, but also tactilely. This is achieved through a unique laminate pressing technology, thanks to which the texture of the facade has a realistic depth.

Color list of WOOD facades

Chocolate walnut ETW 02


Honey beech ETW 03

Biscuit walnut ETW 04

Chimon oak ETW 05

Sand oak ETW 06

Western oak ETW 07

Hungarian plum ETW 08

White beech ETW 09

Creole oak ETW 10

Barn oak ETW 11

Caramel walnut ETW 13

Red ebony ETW 14

Forest oak ETW 15

coating: laminate
base: MDF board
sheet size: 2800x1220
facade size: 2780x1200
edge connection: glueless seam, reverse side matches front color

Specifications:

Synchronous, double-sided coating
Synchronous processing of the surfaces of the facades allows you to create a realistic look of wood and stone.

Combination with glueless edge banding technology.
Using Hot Air technology and PUR glue.
Realistic surface effect.
The surface of the facades imitates natural surfaces not only visually, but also tactilely. This is achieved through a unique laminate pressing technology, thanks to which the texture of the facade has a realistic depth.

ТОМСКИЕ МЕБЕЛЬНЫЕ ФАСАДЫ

Color list of SUPERMAT facades

Белая лилия

Кремовая роза

Туманная роса

Ледяной ветер

Серое утро

Зеленый лес

Тихий океан

Ночное небо

Утренний кофе

Серый туман

Мокрый камень

Грозовая туча

Черный трюфель

покрытие: нанотехнологичный пластик
основа: плита МДФ
покрытие Supramat с обеих сторон
размер листа: 2800x1300
размер фасада: 2780x1280
соединение кромки: бесклеевой шов
использование технологии Hot Air и PUR клей

Характеристики

Анти-отпечатки.
Низкая светоотражающая способность, чрезвычайно матовая поверхность.
Мягкое прикосновение.
Удаление микроцарапин термическим способом
Устойчивость к сухому теплу, к царапинам и истиранию, к кислотным растворителям и бытовым реагентам.
Светостойкость.
Легко чистить.

При создании материала использовались акриловые смолы нового поколения и закаленное покрытие, которое фиксируется с помощью электро-лучевого воздействия.

«Modern 1» Hood

Dome: corresponds to acrylic and glossy decors of the TMF catalogue and RAL catalogue
Capacity: 550 m³/h
Size: 600 mm
Weight: 12 kg
Noise level : 42-58 dB

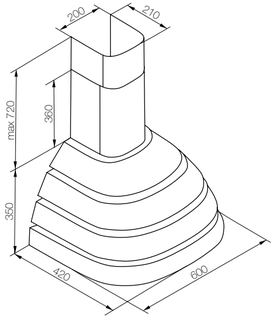

Tolerance up to -4 mm for wood free play

«Classic 1» Hood

Bandage: array matches the model color
Capacity: 550 m³/h
Size: 600/900 mm
Weight: 12/18 kg
Noise level : 42-58 dB

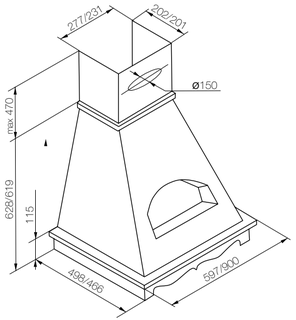

«Classic 2» Hood

Bandage: array matches the model color
Capacity: 550 m³/h
Size: 600/900 mm
Weight: 12/18 kg
Noise level : 42-58 dB

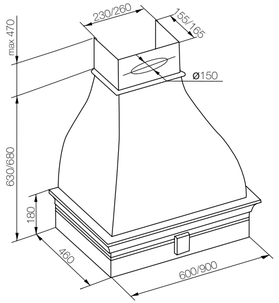

«Classic 3» Hood

Bandage: array matches the model color
Capacity: 550 m³/h
Size: 600/900 mm
Weight: 12/18 kg
Noise level : 42-58 dB

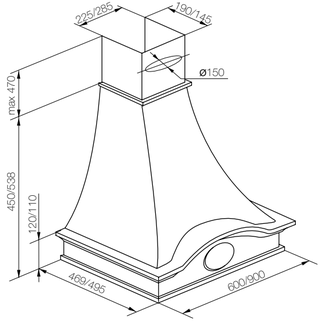

Tolerance up to -4 mm for wood free play

«Classic 4» Hood

Bandage: array matches the model color
Capacity: 550 m³/h
Size: 600 mm
Weight: 12 kg
Noise level : 42-58 dB

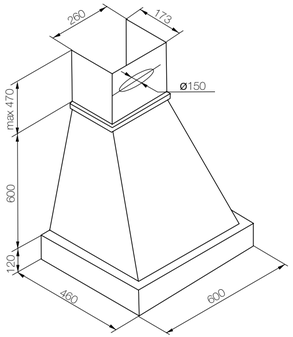

«Classic 5» Hood

Bandage: array matches the model color
Capacity: 650 m³/h
Size: 600 mm
Weight: 10 kg
Noise level : 36-58 dB

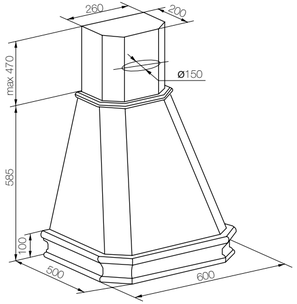

BED BACKS

Bed backs

Fig. 101

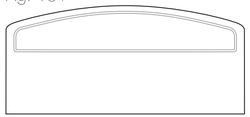

Fig. 103

Fig. 107*

Fig. 109*

Fig. 115*



Fig. 201

Fig. 202

Fig. 203

Fig. 205*

Fig. 151

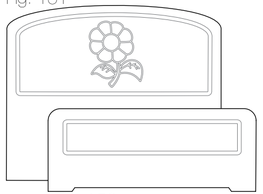

Fig. 152

Fig. 153

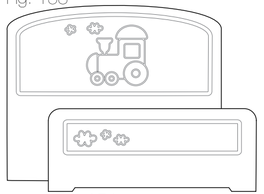

Fig. 154

Fig. 155

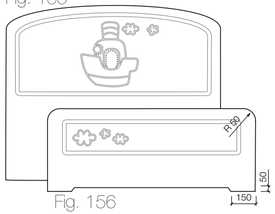

Fig. 156

Fig. 157



Fig. 158

Fig. 159

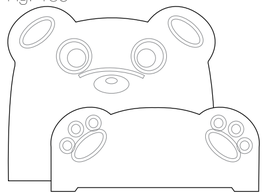

Fig. 160

Fig. 161



Fig. 162

Fig. 163



Fig. 164

Fig. 165



Fig. 166

Fig. 167

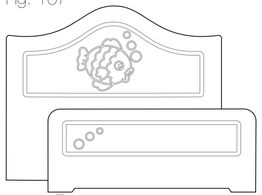

Fig. 168

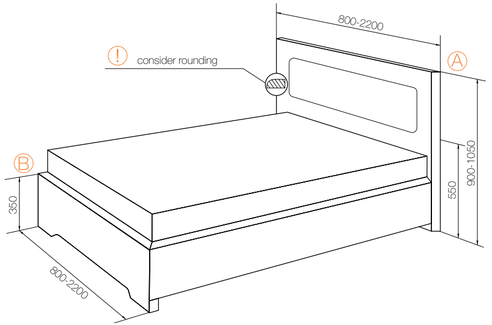

— MDF board: 16 mm, 18 mm, 22 mm, 28 mm
— Back width: 800-2200 mm
*Minimum back width (Fig. 107, 109, 115, 205): 1200 mm
— Back «A» height: 900 - 1050 mm
— Back «B» height: 350 mm
— Reverse side: «white»
— *only in matte films
— With a width of more than 100 mm, the texture is horizontal
— The back has a 9mm edge milling
— Individual milling according to sketches

Patinated bed backs

Fig. 119

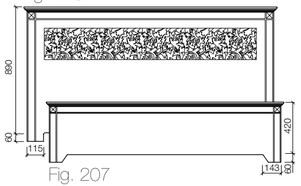

Fig. 207

Fig. 120



Fig. 208

Fig. 121

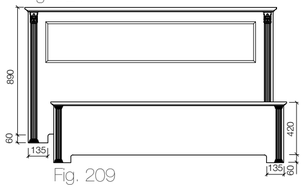

Fig. 209

Fig. 122

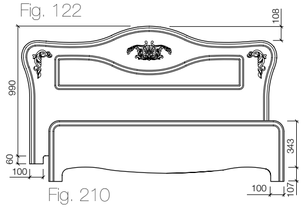

Fig. 210

Fig. 123

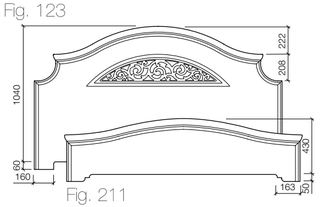

Fig. 211

— MDF board 16 mm
— Fig. 207, 208, 209, 210, 211 film on 2 sides
— Fig. 119, 120, 121, 122, 123 reverse side: «white»
— Films for patination
— Patina colors: gold, silver, black, cream, grey, green, copper, brass, white, platinum

recommended width (mm)				
Mattress width	1200	1400	1600	2000
fig. 119	1440	1640	1840	2240
fig. 207	1320	1520	1720	2120
fig. 120	1440	1640	1840	2240
fig. 208	1300	1500	1700	2100
fig. 121	1470	1670	1870	2270
fig. 209	1320	1520	1720	2120

recommended width (mm)				
Mattress width	1200	1400	1600	2000
fig. 122	1470	1670	1870	2270
fig. 210	1270	1470	1670	2070
fig. 123		1700	1900	2300
fig. 211		1500	1700	2100

VV - stained glass without lead vein. VZ - stained-glass in gold execution. VS - stained-glass in silver version

VZ-01*

VZ-02*

VZ-03*

VZ-04*

VS-05*

VS-06*

VS-07*

VS-08*

VZ-09

VZ-10

VZ-11

VZ-12

film №	VZ (VS)-01	VZ (VS)-02	VZ (VS)-03	VZ (VS)-04	VZ (VS)-05	VZ (VS)-06	VZ (VS)-07	VZ (VS)-08	VZ (VS)-09	VZ (VS)-10	VZ (VS)-11	VZ (VS)-12
min height, mm	220	240	250	200	280	250	200	320	250	400	280	250
max height, mm	2000											
min width, mm	180	240	200	200	200	200	200	230	200	200	200	200
max width, mm	1200											

When placing an order with a size less than the allowable one, the company arranges the drawing at its discretion.
*execution in radius variant is possible, for curved facades

VZ-13*

VS-14

VS-15

VS-16

VS-17

VZ-18

VS-19

VS-20

VS-21

VV-22*

VV-23*

VV-70*

film №	VZ (VS)-13	VZ (VS)-14	VZ (VS)-15	VZ (VS)-16	VZ (VS)-17	VZ (VS)-18	VZ (VS)-19	VZ (VS)-20	VZ (VS)-21	VV-22	VV-23	VV-70
min height, мм	280	300	350	180	350	400	280	240	300	200	250	180
max height, мм	2000											
min width, мм	180	250	200	180	200	220	200	240	160	150	250	180
max width, мм	1200											

When placing an order with a size less than the allowable one, the company arranges the drawing at its discretion.
*execution in radius variant is possible, for curved facades

Rules for the operation of MDF facades

Furniture facades should be used in accordance with their functional purpose and in compliance with the following rules:

- Furniture facades are installed on cabinet furniture, they must be used in dry and warm rooms, not subject to temperature changes, having heating and ventilation at an air temperature not lower than +10°C and not higher than 30°C with a relative humidity of 45-60%.
- Do not expose facades to hot air over 70°C for long period of time (open oven, preheated stove, lights and heaters, hot steam, etc.) as this may cause deformation and peeling of PVC film and paintwork.
- It is not allowed to cool the facade below -25°C, which can lead to delamination and cracking of the surface of the facade coating.
- When installing decorative lighting fixtures, in order to avoid discoloration of the coating, it is recommended to leave a distance of at least 10 cm from the facade.
- Facades must not be subjected to mechanical stress (sharp objects, abrasive materials, acids).
- It is not recommended to remove the protective film from the facades until the end of the furniture installation process.
- After removing the protective film from the facade, the surface becomes susceptible to damage. The reason is that the protective film contains substances that soften the surface of the facade. This process may last for a week.
- Facades are recommended to be wiped with 1% soapy water, damp soft cloth (flannel, plush).
- It is not recommended to saw facades lined with PVC film. This can lead to a change in the tension of the film, its delamination, as well as to tearing of the film.
- When manufacturing door panels with a height of more than 1600 mm, it is recommended to use a door straightening system to avoid possible deformation of the product.

Transportation

- Transportation of facades is carried out by all types of closed transport, excluding moisture ingress. It is necessary to ensure the safety of the factory packaging during the transportation of facades.
- It is not allowed to store facades in warehouses with air temperature below -15C°.
- When transporting it is necessary to completely exclude spontaneous movement of products.
- In order to avoid various types of damage, it is necessary to carry out the laying of large parts by at least 2 people.
- Carrying boxes with facades by the packing straps is prohibited.

Product acceptance

The quality of the appearance of the furniture facade is visually assessed in daylight (without direct sunlight) or with even artificial lighting, identical to daylight, at a distance of 50 cm at a right angle to the axis of the viewer, without the use of magnifying optical instruments, for a period of observation of about 10-15 seconds.

Note: on facades lined with PVC film and metallic decor, micro stripes may appear, similar to stains, micro scratches or a defect in a cracked lacquered surface; dark or light stripes, spots that look like lighter or darker areas that change brightness, appear or disappear at a certain angle of view.
This is not a defect, but is classified as an inevitable individual feature of metallized films. This is due to the specifics of the production technology of these films, for example, uneven distribution of the special effect, etc. These deviations cannot be traced, as they appear randomly in more or less degree. This effect is not a defect and is not subject to exchange (return).

Warranty

Warranty 24 months.
The warranty obligations include the elimination of defects on the facades that arose through the fault of the manufacturer, as well as the replacement of facades with identified manufacturing defects.
The warranty does not cover malfunctions and defects caused by the following reasons:

- The presence of mechanical damage resulting from loading and unloading operations, transportation, storage, installation.
- Presence of mechanical damage, thermal effects or traces of chemicals on the surfaces of the facades, ingress of a large volume of liquid on the product.
- In case of mechanical and other damages caused by natural wear and tear of the product.
- In cases of damage to the product under the influence of force majeure (fire, flood, and other natural disasters).
- In case of intentional damage to the product.
- If the facades were subjected to sawing and milling of the front surface.

Tolerances

- For parts smaller than 2000 mm, allowable dimensions are +/- 0.5 mm, over 2000 mm, allowable dimensions are +/- 2 mm.
- Defects 0.5 x 0.5 mm = 3 pieces per 1m.
- Even shagreen is allowed.
- Restoration of small chips on the reverse side of the facade with furniture wax.
- DU, DV, DR, DP thickness difference up to 2 mm, chord +/- 4 mm.
- DU, DV, DR, DP facades are made with corner radii of 5 mm, except for details less than 110 mm and decorative elements.
- Different texture of the reverse side of the facades DU, DV.
- Display of MDF structure under PVC film.
- Addition of patina particles on the front surface of the facade in the places of milling.
- The appearance of the patinated facade may differ from the presented sample, due to the fact that the process of applying patina is an artistic handmade work, 100% repeatability of performance is not possible.
- A slight variation in the patina in milling, corners and on the face is possible.
- A slight deviation in the width of the patina decor along the perimeter of the facade.
- Reflection distortion is allowed on acrylic facades, in the absence of visible defects on the front surface of the facade.
- On the ends of painted and varnished facades, a technological «skirt» of paint or varnish is allowed. In internal milling, even shagreen is allowed. In additional orders of painted facades, a slight variation in tint and difference from the main order is possible.
- The color of printed products (RAL catalogs, WCP) differs from the actual color of the enamel, which is acceptable.

Not allowed

- Scratches on front.
- PVC peeling.
- Scuffs on the front side.

Warping:

- For parts with a length of more than 300 mm and less than 600 mm - 0.4 mm;
- For parts longer than 600 mm and less than 1200 mm - 3.5 mm;
- For parts longer than 1200 mm - 5 mm;
- For parts DU, DV, DR, DP less than 940 mm long - 3.5 mm;
- For parts DU, DV, DR, DP with a length of more than 940 mm - 5 mm.

Rules for the care of facades

- The choice of material for kitchen fronts often depends on how difficult the material is to maintain, how quickly it gets dirty and how easy it is to clean. The durability of facades depends on how they are taken care of.
- When using facades, avoid direct UV rays on the coating so that it does not lose its original color.
- Avoid direct contact with water. Wipe off moisture if it gets on the material.
- Wipe the surface of the facades from dust with a soft cloth slightly moistened with water (flanel, plush, microfiber).
- Grease stains are well removed with a weak 1% soap solution. Do not use ether, acetone, gasoline or other solvents for this purpose.
- Do not use products containing abrasive and aggressive liquids (acids, alkalis, oils) to clean facades. As well as products not intended for furniture care - soda, powder, paste.
- In case of stubborn soiling, we recommend using special cleaning agents, which are currently available in a wide range. In addition to cleaning qualities, these products have polishing, protective, preservative, aromatic and other useful properties. In this case, follow the cleaning agent manufacturer's instructions on how and where to use them.
- Do not use a steam cleaner to clean facades and avoid prolonged exposure to heat radiation (light from powerful lamps, unshielded microwaves, ovens).

Excessive humidity can lead to flaking of the coating, and excessive lighting - to fading of the facade.

- Glossy surfaces should not be rubbed with brushes or powders. Only damp and soft rags, any detergents and polish.
- Glass cleaners and products labeled "for glossy surfaces" are also good for cleaning glossy fronts.

Responsibility for the quality of products manufactured with a deviation from the technology, at the request of the buyer, lies with the buyer. Consent to the manufacture of such products is the payment of the invoice or its confirmation by e-mail.
Notices of all changes made by the manufacturer are published on the company's website.

Notes

Tomsk, Frunze av., 119e
tel.: (3822) 545-150
fasad@tomskfasad.ru, www.tmf70.ru

ТОМСКИЕ МЕБЕЛЬНЫЕ ФАСАДЫ